

Emergency Medical Services At a Glance 2008



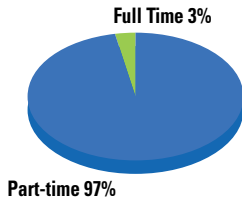
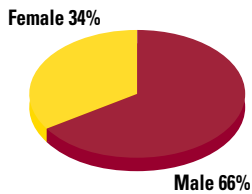
Students

Enrollment – Credit Programs

Unduplicated Head Count 234

FYE (Full Year Equivalent)

2009..... (projected) 96.00
 2008..... 85.57
 2007..... 62.10
 2006..... 61.00



Average Age 31.2

Ethnic Background

Caucasian 76%
 African American..... 6%
 Asian 3%
 Hispanic..... 3%
 American Indian..... 1%
 Not Declared..... 11%

Top Counties of Origin

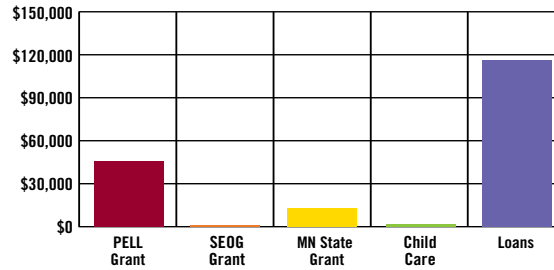
Hennepin, Scott, Anoka, Carver, Wright

Hennepin Technical College is an equal opportunity educator and employer.



This document is available in alternative formats to individuals with disabilities.

Financial Aid



Financial Aid Recipients 19%
 Average Loan Amount \$2587
 Average Financial Aid Amount \$3881

Schedule

Time of Day

Before 3 p.m 29%
 After 3 p.m. and Weekends 71%

Placement

Class of 2007

Related Placement 100%

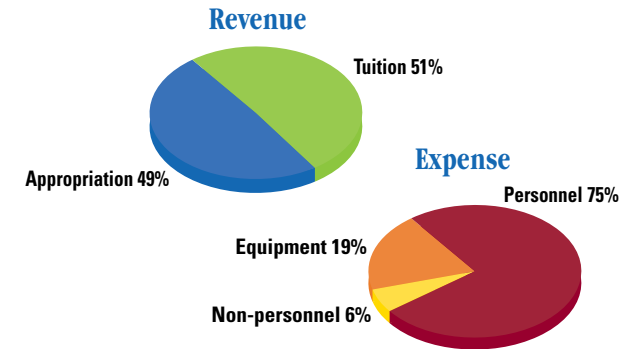
Sample Employer for 2007 Graduates

- City of Lakeville

Program Data

Employees	Headcount	FTE
Fulltime Faculty.....	3.....	.50
Part-time/Adjunct.....	9.....	2.66
CLA.....	0.....	0.00

Finance



Award Types Available

- Emergency Medical Services Specialist Occupational Certificate
- Emergency Room Technician Occupational Certificate

Desire2Learn

- Online (0)
- Enhanced (6) FYE 7.70
- Web Supplemented (0)

Points of Interest

- High Fidelity manikins: SimMan & SimBaby
- Emergency room simulation lab
- Clinical practice
- Virtual IV training
- Ambulance operation classes
- Basic EKG's
- Phlebotomy techniques