

# Health Unit Coordinator At a Glance 2008



## Students

### Enrollment – Credit Programs

Unduplicated Head Count ..... 74

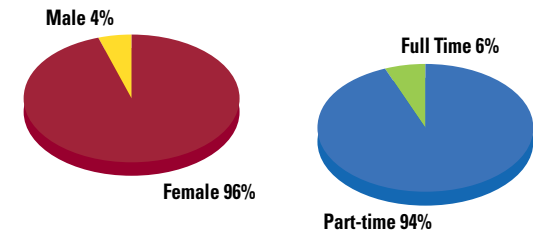
### FYE (Full Year Equivalent)

2009..... (projected) 28.00

2008..... 23.77

2007..... 26.20

2006..... 28.97



**Average Age**..... 32.3

### Ethnic Background

Caucasian ..... 46%

African American..... 38%

Asian ..... 11%

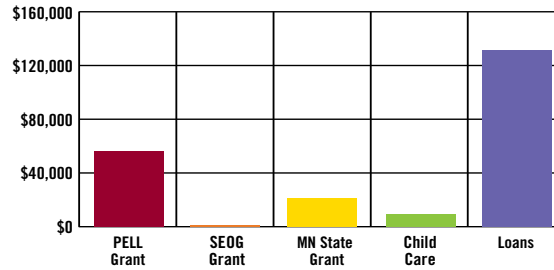
American Indian..... 1%

Not Declared..... 4%

### Top Counties of Origin

Hennepin, Anoka, Wright, Scott, Sherburne

## Financial Aid



Financial Aid Recipients ..... 73%

Average Loan Amount ..... \$2408

Average Financial Aid Amount ..... \$3918

## Schedule

### Time of Day

Before 3 p.m ..... 100%

After 3 p.m. and Weekends ..... 0%

## Placement

### Class of 2007

Related Placement ..... 94%

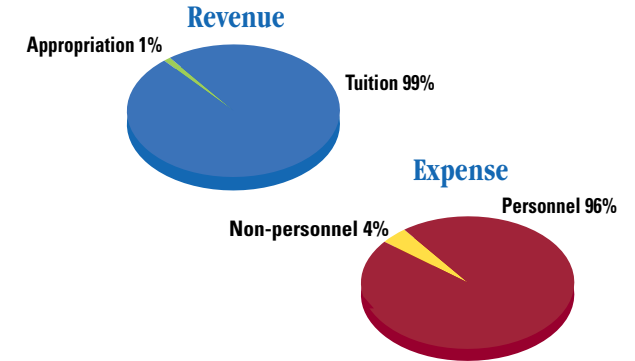
### Sample of Employers for 2007 Graduates

- North Memorial Medical Center
- Fairview Southdale Hospital
- Children’s Hospital
- Methodist Hospital
- Northridge Care Center

## Program Data

Employees	Headcount	FTE
Fulltime Faculty.....	1.....	1.00
Part-time/Adjunct.....	0.....	0.00
CLA.....	0.....	0.00

## Finance



### Award Types Available

- Health Unit Coordinator Certificate

### Desire2Learn

- Online (0)
- Enhanced (1) FYE 1.73
- Web Supplemented (10) FYE 23.03

### Points of Interest

- Certificate offerings
- Four week internship
- Review course for National Certification offered

Hennepin Technical College is an equal opportunity educator and employer.



This document is available in alternative formats to individuals with disabilities.