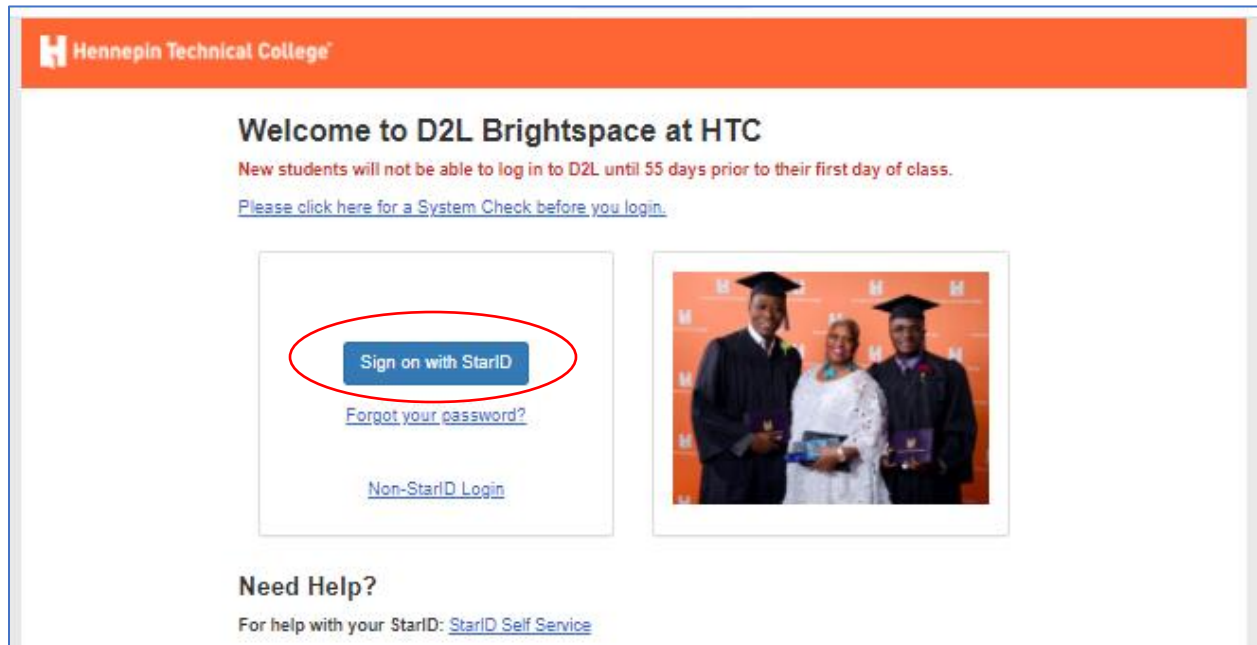
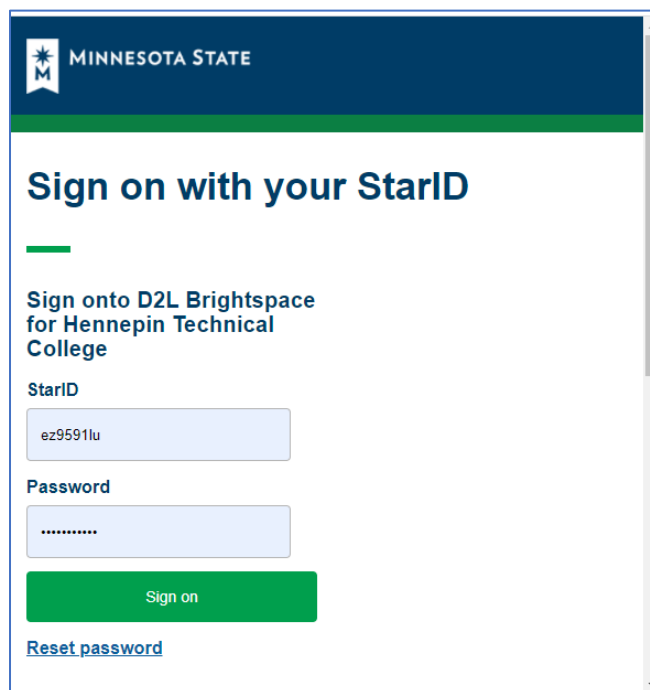


How to Self-Register for Orientation to Online Learning


STEP 1: Go to <https://hennepintech.learn.minnstate.edu> and click on the 'Sign on with StarID' button.



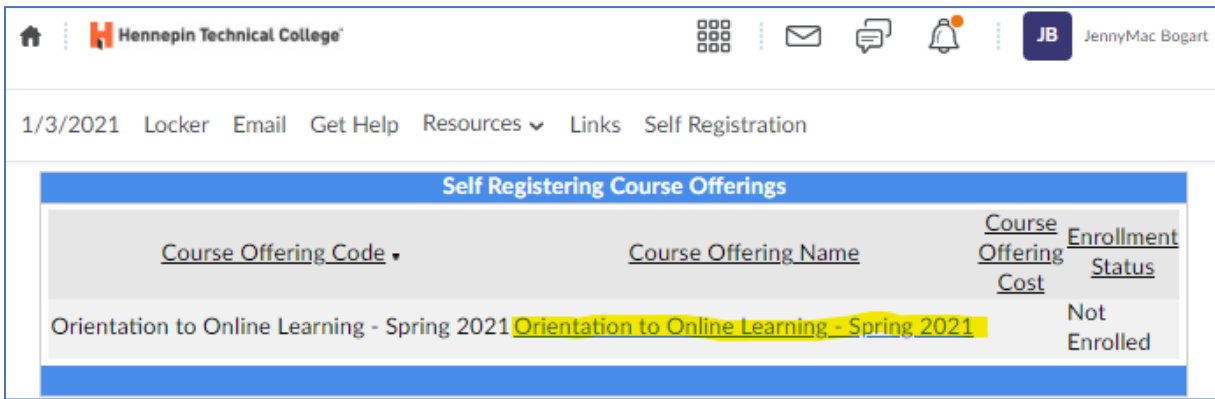
STEP 2: Login to D2L with your StarID and password.



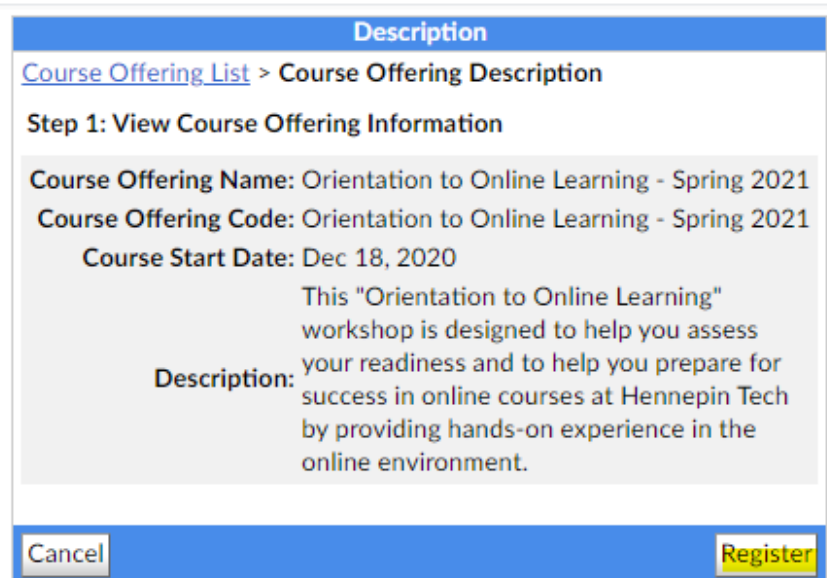
STEP 3: Click on the Self-Registration link on your Navbar.



STEP 4: Click on the link, *Orientation to Online Learning – Spring 2021*.



STEP 5: Click on the Register button.



STEP 6: Make sure you can check the email address that is auto-filled on the Registration Form. Click on the Submit button.

Registration Form

[Course Offering List](#) > [Course Offering Description](#) >
Registration Form

Step 2: Enter Registration Information

Required fields are marked with a *

* **First Name:** JennyMac

* **Last Name:** Bogart

* **Email:** mcdowelljk@gmail.com

Back **Submit**

STEP 7: Click on the Finish button.

Confirmation

[Course Offering List](#) > [Course Offering Description](#) > [Registration Form](#) > **Confirmation**

Step 3: Confirmation

FirstName: JennyMac
LastName: Bogart
Email Address: mcdowelljk@gmail.com

Back **Finish**

An HTC D2L Helpdesk Administrator will review your registration request within one business day. You will receive a confirmation email when your request is approved.