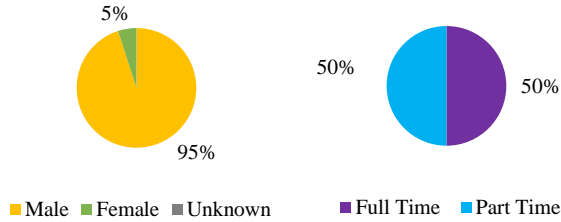


Auto Body At A Glance 2015

Student Demographics

Enrollment

Unduplicated Head Count 2015	132
Unduplicated Head Count 2014	144
Unduplicated Head Count 2013	147



Average Age..... 26.8

Race/Ethnicity

White.....	39%
Black or African American	27%
American Indian or Alaska Native.....	1%
Asian	14%
Native Hawaiian or Pacific Islander	1%
Two or More Races.....	7%
Nonresident Alien	0%
Hispanic	19%
Unknown.....	2%
Under-represented	84%

Schedule

Time of Day

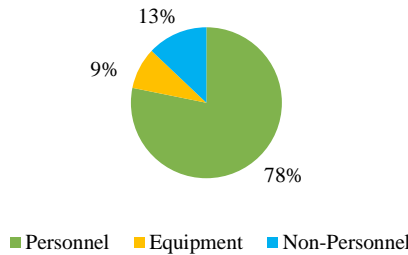
Start before 3 p.m.....	100%
Starts 3 p.m. or after and/or Weekend.....	0%

Program Data

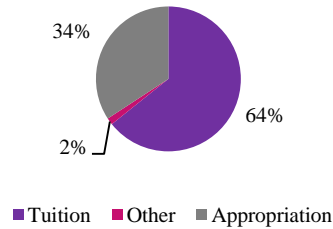
Employees	Headcount	FTE
Fulltime Faculty	4	4.07
Part-time/Adjunct	0	0.00

FYE/FTE Ratio			
Year	FYE	FTE	Ratio
FY 2015	76.80	4.07	18.87
FY 2014	84.93	4.00	21.23
FY 2013	86.40	4.00	21.60

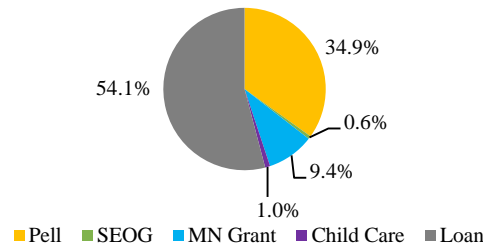
Expenditures



Revenue (Negative percentages not included. Values may be rounded.)



Financial Aid



Financial Aid Recipients	75.8%
Average Financial Aid Amount.....	\$9,158



Hennepin Technical College[®] Universities System.

A member of the
Minnesota State
Colleges and
Universities System.

Award Types Available 2016

- A.A.S.
 - Auto Body Technician
- Diploma
 - Auto Body Technician
- Advanced Technical Certificate
 - Structural Repair Technician Assistant
- Occupational Certificate
 - Auto Body Estimator
 - Custom Fabrication and Finishing
 - Non-Structural Repair Technician Assistant
 - Refinishing Technician Assistant

Desire2Learn

- Online (0)
- Blended (0)
- Face-to-Face (52)

Points of Interest

- Estimating certificate
- Industry internships
- NATEF certified
- ASE certified instructors