

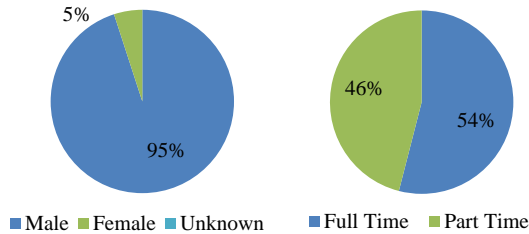
# Auto Body Collision Technology At A Glance 2016



**Hennepin Technical College**  
A member of  
Minnesota State

## Enrollment

Unduplicated Head Count 2016.....	115
Unduplicated Head Count 2015.....	132
Unduplicated Head Count 2014.....	144



## Demographics

White.....	40%
Black or African American.....	20%
Asian.....	16%
Hispanic.....	17%
American Indian or Alaska Native.....	1%
Hawaiian or Pacific Islander.....	1%
Two or More Races.....	5%
Nonresident Alien.....	0%
Unknown.....	0%

Under-represented.....	83%
Average Age.....	26.2

## Courses Offered

Online.....	0
Blended.....	0
Classroom.....	51

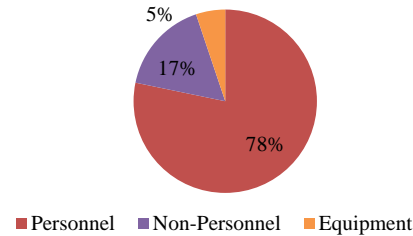
Start before 3 p.m.....	100%
Starts 3 p.m. or after and/or Weekend.....	0%

## Staffing

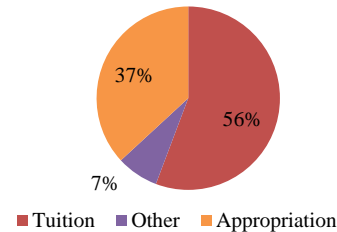
Full Time Faculty.....	4
Part Time/Adjunct.....	0

FYE/FTE Ratio			
Year	FYE	FTE	Ratio
FY 2016	68.53	3.81	17.98
FY 2015	76.80	4.07	18.87
FY 2014	84.93	4.00	21.23

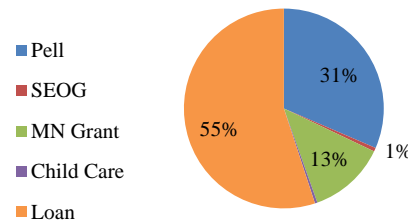
## Expenditures



## Revenue (Negative percentages not included. Values may be rounded.)



## Financial Aid



Financial Aid Recipients.....	67%
Average Financial Aid Amount.....	\$8,226

## Award Types Available

- A.A.S.
  - Auto Body Technician
- Diploma
  - Auto Body Technician
- Advanced Technical Certificate
  - Structural Repair Technician Assistant
- Occupational Certificate
  - Custom Fabrication and Finishing
  - Non-Structural Repair Technician Assistant
  - Refinishing Technician Assistant

## Points of Interest

- Estimating certificate
- Industry internships
- NATEF certified
- ASE certified instructors