

Auto Body Collision Technology At A Glance 2017

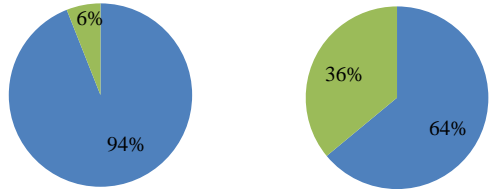


Hennepin Technical College™

A member of
Minnesota State

Enrollment

Unduplicated Head Count 2017 77
Unduplicated Head Count 2016 115
Unduplicated Head Count 2015 132



■ Male ■ Female ■ Unknown ■ Full Time ■ Part Time

Demographics

White 44%
Black or African American 18%
Asian 12%
Hispanic 23%
American Indian or Alaska Native 0%
Hawaiian or Pacific Islander 0%
Two or More Races 3%
Nonresident Alien 0%
Unknown 0%

Under-represented 79%
Average Age 25.6

Courses Offered

Online 0
Blended 0
Classroom 53

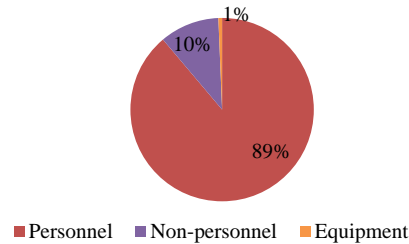
Start before 3 p.m. 86%
Starts 3 p.m. or after and/or Weekend 0%
Online 0%
Arranged 14%

Staffing

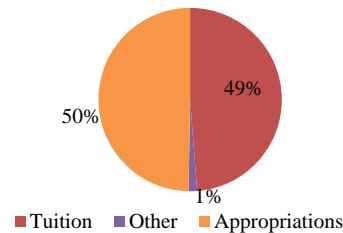
Full Time Faculty 4
Part Time/Adjunct 0

FYE/FTE Ratio			
Year	FYE	FTE	Ratio
FY 2017	58.80	3.50	16.80
FY 2016	68.53	3.81	17.98
FY 2015	76.80	4.07	18.87

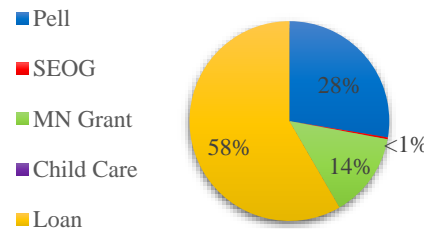
Expenditures



Revenue (Negative percentages not included. Values may be rounded.)



Financial Aid



Financial Aid Recipients 64.9%
Average Financial Aid Amount \$8,170

Award Types Available

- A.A.S.
 - Auto Body Technician
- Diploma
 - Auto Body Technician
- Advanced Technical Certificate
 - Structural Repair Technician Assistant
- Occupational Certificate
 - Custom Fabrication and Finishing
 - Non-Structural Repair Technician Assistant
 - Refinishing Technician Assistant

Points of Interest

- Estimating certificate
- Industry internships
- NATEF certified
- ASE certified instructors