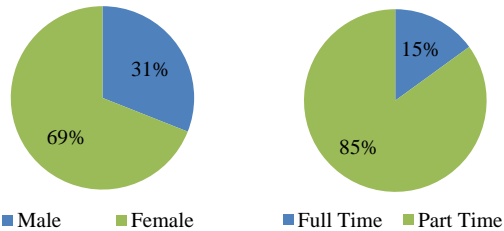


Accounting Careers At A Glance 2017

Enrollment

Unduplicated Head Count 2017.....	206
Unduplicated Head Count 2016.....	222
Unduplicated Head Count 2015.....	201



Demographics

White.....	53%
Black or African American.....	19%
Asian.....	15%
Hispanic.....	4%
American Indian or Alaska Native.....	1%
Hawaiian or Pacific Islander.....	0%
Two or More Races.....	4%
Nonresident Alien.....	1%
Unknown.....	2%

Under-represented.....	76%
Average Age.....	31.4

Courses Offered

Online.....	38
Blended.....	4
Classroom.....	1

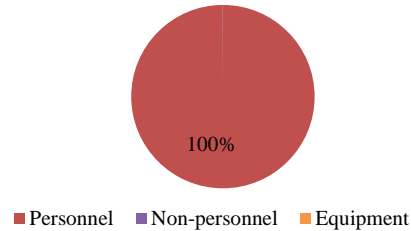
Start before 3 p.m.....	2%
Starts 3 p.m. or after and/or Weekend.....	7%
Online.....	90%
Arranged.....	0%

Staffing

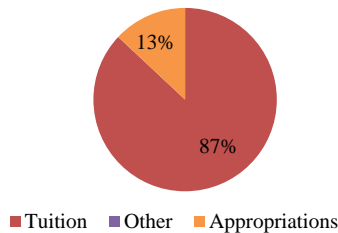
Full Time Faculty.....	4
Part Time/Adjunct.....	1

FYE/FTE Ratio			
Year	FYE	FTE	Ratio
FY 2017	88.10	4.16	21.16
FY 2016	84.67	4.53	18.69
FY 2015	87.97	4.53	19.42

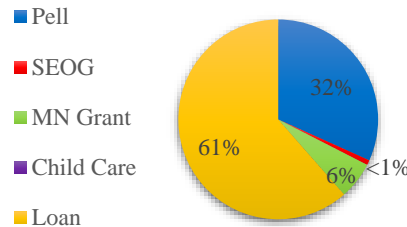
Expenditures



Revenue (Negative percentages not included. Values may be rounded.)



Financial Aid



Financial Aid Recipients.....	57.8%
Average Financial Aid Amount.....	\$6,689



Hennepin Technical College[®]

A member of
Minnesota State

Award Types Available

- A.A.S.
 - Accounting
- A.S.
 - Accounting
- Diploma
 - Accounting Technician

Points of Interest

- Experienced Faculty – each with a minimum of 15 years industry experience in their field
- Great placement statistics: 90% - 98% (see program websites for specific program metrics)
- Small class sizes: 25 student maximums
- Industry advisory councils that keep us current and engaged
- A student-centric approach (we put the student first!)
- Industry current software and technology
- Textbooks and resources selected to meet the highest academic standards of excellence
- Nationally accredited by the Accrediting Council of Business Schools and Programs (ACBSP)
- Online courses certified by third party Quality Matters (QM)
- Day and evening classes
- Completely online degrees available.