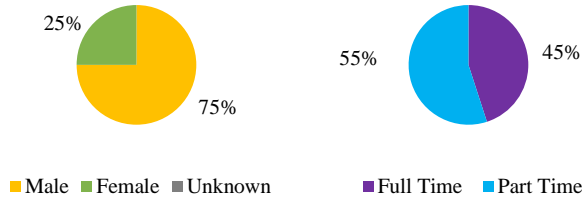


Architectural Technology At A Glance 2015

Student Demographics

Enrollment

Unduplicated Head Count 2015	71
Unduplicated Head Count 2014	63
Unduplicated Head Count 2013	81



Average Age..... 30.4

Race/Ethnicity

White.....	65%
Black or African American	11%
American Indian or Alaska Native.....	4%
Asian	8%
Native Hawaiian or Pacific Islander	0%
Two or More Races.....	1%
Nonresident Alien	3%
Hispanic	6%
Unknown.....	1%
Under-represented	62%

Schedule

Time of Day

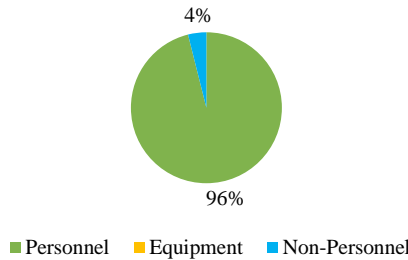
Start before 3 p.m.....	14%
Starts 3 p.m. or after and/or Weekend.....	86%

Program Data

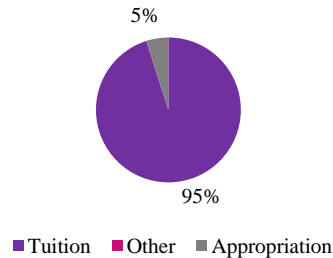
Employees	Headcount	FTE
Fulltime Faculty	2	2.55
Part-time/Adjunct	0	0.00

FYE/FTE Ratio			
Year	FYE	FTE	Ratio
FY 2015	38.63	2.55	15.15
FY 2014	29.67	2.69	11.04
FY 2013	39.46	3.02	13.07

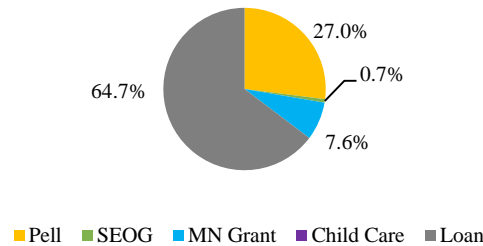
Expenditures



Revenue (Negative percentages not included. Values may be rounded.)



Financial Aid



Financial Aid Recipients	53.5%
Average Financial Aid Amount.....	\$6,637



Hennepin Technical College[®] Universities System.

A member of the
Minnesota State
Colleges and

Award Types Available 2016

- A.A.S.
 - Architectural Technology
- A.S.
 - B
- *Diploma*
 - Architectural Technology
- *Advanced Technical Certificate*
 - D
- *Occupational Certificate*
 - E

Desire2Learn

- Online (5)
- Blended (17)
- Face-to-Face (1)

Points of Interest

- Day and evening offerings in Brooklyn Park and Eden Prairie
- Online and blended course availability
- Instructors with many years of experience
- State of the art equipment
- Sustainable degree emphasis
- Hands on projects
- Internships
- Articulation into Bachelor Degree programs