

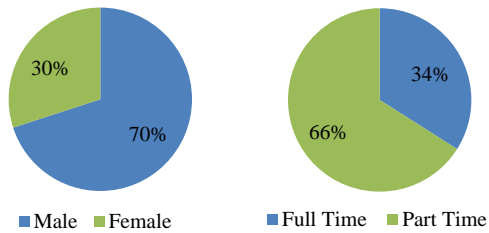
Architectural Technology At A Glance 2016



Hennepin Technical College
A member of
Minnesota State

Enrollment

Unduplicated Head Count 2016..... 86
Unduplicated Head Count 2015..... 71
Unduplicated Head Count 2014..... 63



Demographics

White.....71%
Black or African American.....13%
Asian.....5%
Hispanic.....7%
American Indian or Alaska Native.....2%
Hawaiian or Pacific Islander.....0%
Two or More Races.....2%
Nonresident Alien.....0%
Unknown.....0%

Under-represented.....55%
Average Age.....30

Courses Offered

Online.....22
Blended.....0
Classroom.....2

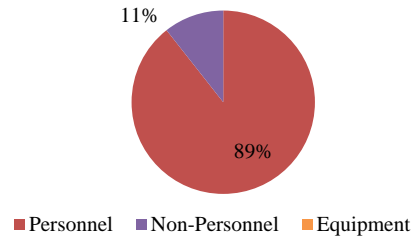
Start before 3 p.m.....24%
Starts 3 p.m. or after and/or Weekend.....76%

Staffing

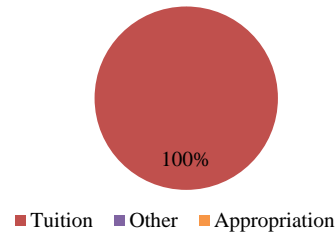
Full Time Faculty.....2
Part Time/Adjunct.....0

FYE/FTE Ratio			
Year	FYE	FTE	Ratio
FY 2016	45.97	2.06	22.29
FY 2015	38.63	2.55	15.15
FY 2014	29.67	2.69	11.04

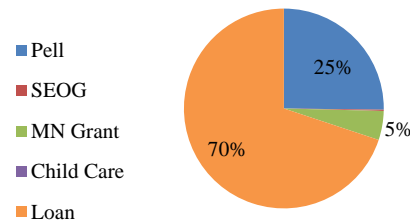
Expenditures



Revenue (Negative percentages not included. Values may be rounded.)



Financial Aid



Financial Aid Recipients.....52.3%
Average Financial Aid Amount.....\$6,198

Award Types Available

- A.A.S.
 - Architectural Technology
- Diploma
 - Architectural Technology

Points of Interest

- Evening offerings in Brooklyn Park and Eden Prairie
- Online course availability
- Instructors with many years of experience
- State of the art equipment
- Sustainable degree emphasis
- Hands on projects
- Internships
- Articulation into Bachelor Degree programs