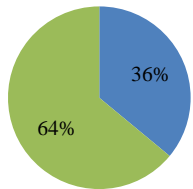
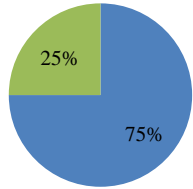


Architectural Technology At A Glance 2017

Enrollment

Unduplicated Head Count 2017 75
 Unduplicated Head Count 2016 86
 Unduplicated Head Count 2015 71



■ Male ■ Female ■ Unknown ■ Full Time ■ Part Time

Demographics

White 61%
 Black or African American 17%
 Asian 4%
 Hispanic 11%
 American Indian or Alaska Native 1%
 Hawaiian or Pacific Islander 0%
 Two or More Races 4%
 Nonresident Alien 0%
 Unknown 1%

Under-represented 68%
 Average Age 30.3

Courses Offered

Online 22
 Blended 0
 Classroom 0

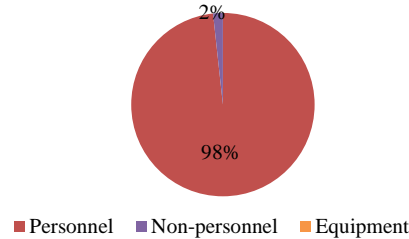
Start before 3 p.m. 0%
 Starts 3 p.m. or after and/or Weekend 0%
 Online. 100%
 Arranged 0%

Staffing

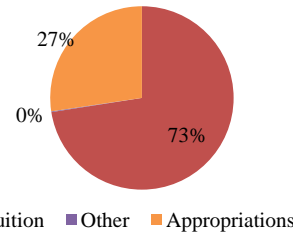
Full Time Faculty 1
 Part Time/Adjunct 3

FYE/FTE Ratio			
Year	FYE	FTE	Ratio
FY 2017	40.03	2.06	19.41
FY 2016	45.97	2.06	22.29
FY 2015	38.63	2.55	15.15

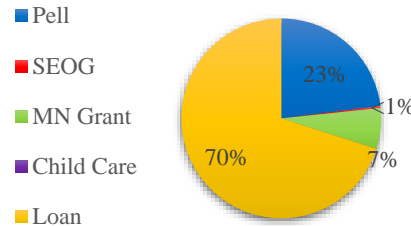
Expenditures



Revenue (Negative percentages not included. Values may be rounded.)



Financial Aid



Financial Aid Recipients 58.7%
 Average Financial Aid Amount \$7,876



Hennepin Technical College
 A member of
 Minnesota State

Award Types Available

- A.A.S.
 - Architectural Technology
- Diploma
 - Architectural Technology

Points of Interest

- Evening offerings in Brooklyn Park and Eden Prairie
- Online course availability
- Instructors with many years of experience
- State of the art equipment
- Sustainable degree emphasis
- Hands on projects
- Internships
- Articulation into Bachelor Degree programs