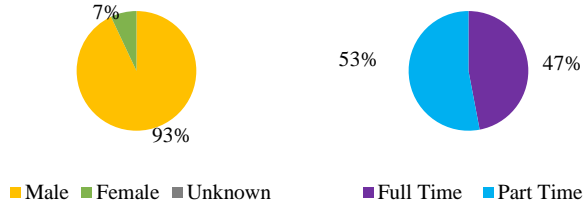


Audio Production At A Glance 2015

Student Demographics

Enrollment

| | |
|------------------------------------|-----|
| Unduplicated Head Count 2015 | 85 |
| Unduplicated Head Count 2014 | 91 |
| Unduplicated Head Count 2013 | 106 |



Average Age.....22.7

Race/Ethnicity

| | |
|---|------------|
| White..... | 75% |
| Black or African American | 11% |
| American Indian or Alaska Native..... | 0% |
| Asian | 0% |
| Native Hawaiian or Pacific Islander | 0% |
| Two or More Races..... | 4% |
| Nonresident Alien | 0% |
| Hispanic | 11% |
| Unknown..... | 0% |
| Under-represented | 47% |

Schedule

Time of Day

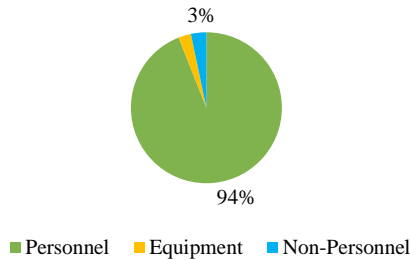
| | |
|--|-----|
| Start before 3 p.m..... | 64% |
| Starts 3 p.m. or after and/or Weekend..... | 36% |

Program Data

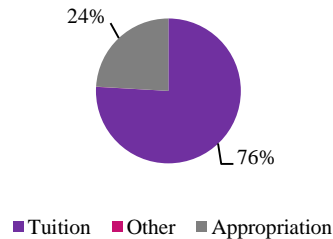
| Employees | Headcount | FTE |
|-------------------|-----------|------|
| Fulltime Faculty | 2 | 2.80 |
| Part-time/Adjunct | 2 | 0.19 |

| FYE/FTE Ratio | | | |
|---------------|-------|------|-------|
| Year | FYE | FTE | Ratio |
| FY 2015 | 47.87 | 2.99 | 16.01 |
| FY 2014 | 45.93 | 2.81 | 16.33 |
| FY 2013 | 45.47 | 2.59 | 17.55 |

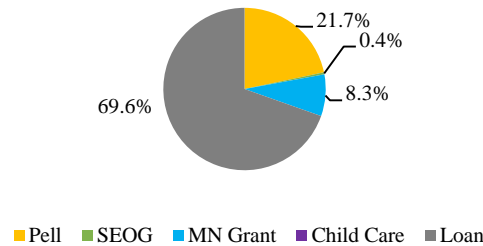
Expenditures



Revenue (Negative percentages not included. Values may be rounded.)



Financial Aid



| | |
|-----------------------------------|---------|
| Financial Aid Recipients | 47.1% |
| Average Financial Aid Amount..... | \$6,913 |



Hennepin Technical College Universities System.

A member of the
Minnesota State
Colleges and
Universities System.

Award Types Available 2016

- A.A.S.
 - Audio Production Specialist
- Diploma
 - Audio Production Specialist

Desire2Learn

- Online (0)
- Blended (0)
- Face-to-Face (39)

Points of Interest

- One of only 2 certified training centers for Pro Tools in North America
- Student to lab ration is best in country
- Ranked best training site in poll of Twin Cities studios
- Uniquely qualified faculty