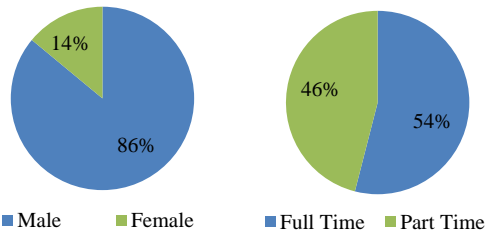


Audio Production At A Glance 2017

Enrollment

Unduplicated Head Count 2017	95
Unduplicated Head Count 2016	92
Unduplicated Head Count 2015	85



Demographics

White	66%
Black or African American	13%
Asian	1%
Hispanic	15%
American Indian or Alaska Native	0%
Hawaiian or Pacific Islander	0%
Two or More Races	4%
Nonresident Alien	0%
Unknown	1%

Under-represented	53%
Average Age	22.0

Courses Offered

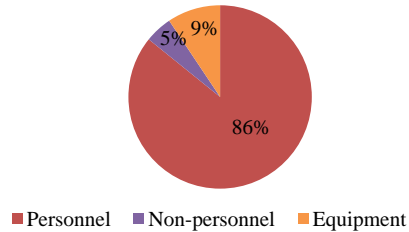
Online	0
Blended	0
Classroom	38
Start before 3 p.m.	45%
Starts 3 p.m. or after and/or Weekend	37%
Online	0%
Arranged	18%

Staffing

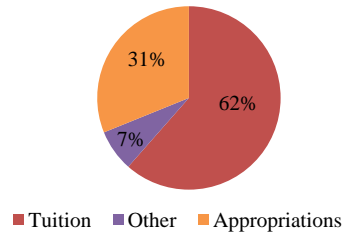
Full Time Faculty	2
Part Time/Adjunct	2

FYE/FTE Ratio			
Year	FYE	FTE	Ratio
FY 2017	46.33	2.83	16.40
FY 2016	50.43	3.44	14.67
FY 2015	47.87	2.99	16.01

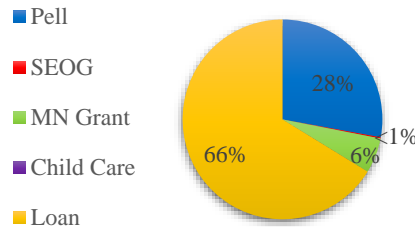
Expenditures



Revenue (Negative percentages not included. Values may be rounded.)



Financial Aid



Financial Aid Recipients	53.7%
Average Financial Aid Amount	\$6,730



Hennepin Technical College
A member of
Minnesota State

Award Types Available

- A.A.S.
 - Audio Production Specialist

Points of Interest

- One of only 2 certified training centers for Pro Tools in North America
- Student to lab ration is best in country
- Ranked best training site in poll of Twin Cities studios
- Uniquely qualified faculty