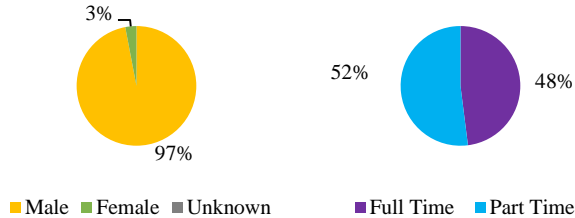


Automotive Technology At A Glance 2015

Student Demographics

Enrollment

Unduplicated Head Count 2015	289
Unduplicated Head Count 2014	326
Unduplicated Head Count 2013	349



Average Age.....25.1

Race/Ethnicity

White.....	41%
Black or African American	26%
American Indian or Alaska Native.....	1%
Asian	12%
Native Hawaiian or Pacific Islander	0%
Two or More Races.....	4%
Nonresident Alien	0%
Hispanic	15%
Unknown.....	1%

Under-represented.....78%

Schedule

Time of Day

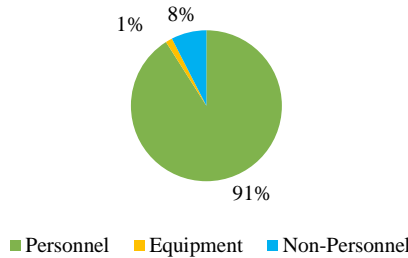
Start before 3 p.m.....	74%
Starts 3 p.m. or after and/or Weekend.....	26%

Program Data

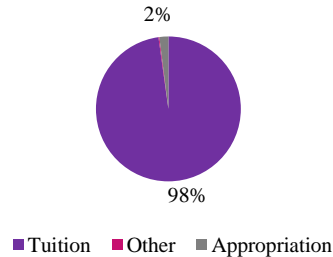
Employees	Headcount	FTE
Fulltime Faculty	7	6.75
Part-time/Adjunct	0	

FYE/FTE Ratio			
Year	FYE	FTE	Ratio
FY 2015	144.40	6.75	21.39
FY 2014	135.50	7.38	18.37
FY 2013	136.40	6.94	19.65

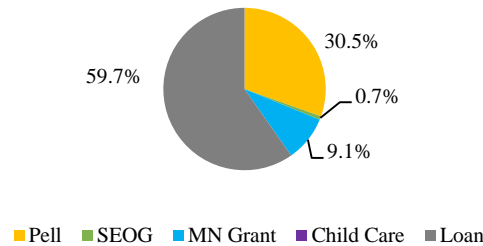
Expenditures



Revenue (Negative percentages not included. Values may be rounded.)



Financial Aid



Financial Aid Recipients 67.5%
Average Financial Aid Amount.....\$8,325



Award Types Available 2016

- A.A.S.
 - Automotive Technician
- Diploma
 - Automotive Technician
- Occupational Certificate
 - Hybrid Vehicle Specialist

Desire2Learn

- Online (4)
- Blended (4)
- Face-to-Face (58)

Points of Interest

- Day and evening offerings
- Industry Internships
- Advanced diagnostic tools
- NATEF accreditation
- ASE Master certified instructors
- Air Conditioning Mobile Service Certification
- ASE test prep