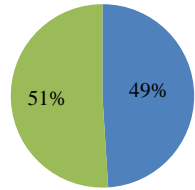


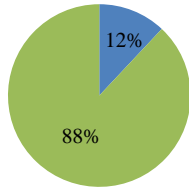
Business At A Glance 2017

Enrollment

Unduplicated Head Count 2017.....	202
Unduplicated Head Count 2016.....	237
Unduplicated Head Count 2015.....	238



■ Male ■ Female



■ Full Time ■ Part Time

Demographics

White.....	40%
Black or African American.....	40%
Asian.....	7%
Hispanic.....	7%
American Indian or Alaska Native.....	0%
Hawaiian or Pacific Islander.....	0%
Two or More Races.....	4%
Nonresident Alien.....	0%
Unknown.....	0%

Under-represented.....	78%
Average Age.....	29.0

Courses Offered

Online.....	10
Blended.....	17
Classroom.....	12

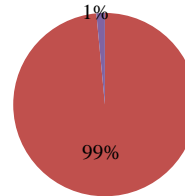
Start before 3 p.m.....	0%
Starts 3 p.m. or after and/or Weekend.....	46%
Online.....	27%
Arranged.....	27%

Staffing

Full Time Faculty.....	3
Part Time/Adjunct.....	1

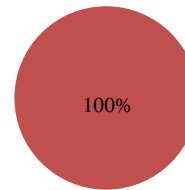
FYE/FTE Ratio			
Year	FYE	FTE	Ratio
FY 2017	73.97	2.63	28.12
FY 2016	55.67	3.56	15.63
FY 2015	61.63	3.14	19.63

Expenditures



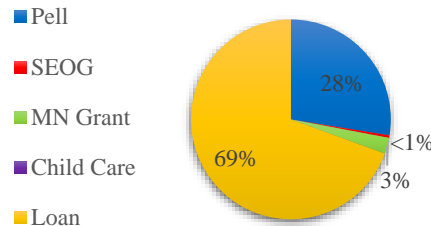
■ Personnel ■ Non-personnel ■ Equipment

Revenue (Negative percentages not included. Values may be rounded.)



■ Tuition ■ Other ■ Appropriations

Financial Aid



Financial Aid Recipients.....	60.4%
Average Financial Aid Amount.....	\$7,822



Hennepin Technical College
A member of
Minnesota State

Award Types Available

- A.A.S.
 - Business Analyst
 - Management
 - Professional Sales (Business-to-Business)
- Occupational Certificate
 - Entrepreneurship
 - Management
 - Professional Sales (Business-to-Business)

Points of Interest

- Highly experienced faculty
- Web-enhanced course work
- Unique capstone project
- A.A.S. degree graduates in high demand
- Transfer agreement with Metropolitan State University B.A.S. degree in Organizational Management
- One on one advising to help students reach their graduate goal
- Certificate in Business Management available
- Evening classes available
- Practical assignments