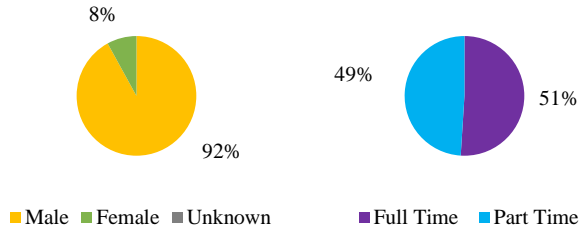


Carpentry At A Glance 2015

Student Demographics

Enrollment

Unduplicated Head Count 2015	59
Unduplicated Head Count 2014	50
Unduplicated Head Count 2013	46



Average Age.....26.5

Race/Ethnicity

White.....	56%
Black or African American	25%
American Indian or Alaska Native.....	0%
Asian	10%
Native Hawaiian or Pacific Islander	0%
Two or More Races.....	0%
Nonresident Alien	0%
Hispanic	8%
Unknown.....	0%

Under-represented 69%

Schedule

Time of Day

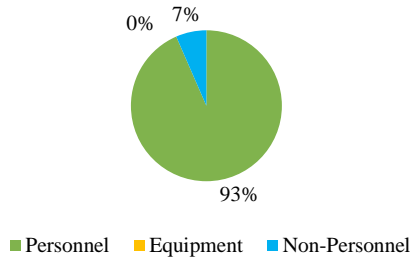
Start before 3 p.m.....	55%
Starts 3 p.m. or after and/or Weekend.....	45%

Program Data

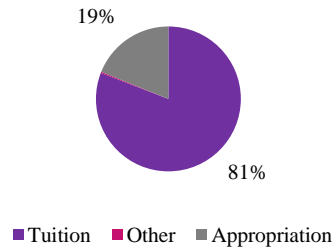
Employees	Headcount	FTE
Fulltime Faculty	1	1.05
Part-time/Adjunct	4	0.97

FYE/FTE Ratio			
Year	FYE	FTE	Ratio
FY 2015	37.30	2.02	18.47
FY 2014	23.83	1.00	23.83
FY 2013	25.90	1.44	17.99

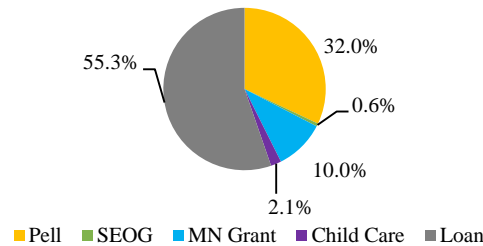
Expenditures



Revenue (Negative percentages not included. Values may be rounded.)



Financial Aid



Financial Aid Recipients 59.3%
Average Financial Aid Amount.....\$8,256



Award Types Available 2016

- A.A.S.
 - Residential Remodeling and Design
- Diploma
 - Carpentry

Desire2Learn

- Online (0)
- Blended (0)
- Face-to-Face (33)

Points of Interest

- One year Carpentry Diploma
- Two year Residential Remodeling A.A.S. Degree
- On-site building projects
- Focus on sustainable/energy efficient building practices
- Utilize computers and CAD software for plan development