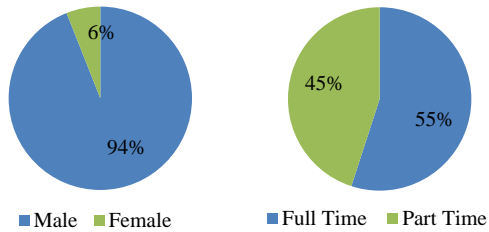


# Carpentry At A Glance 2016

## Enrollment

Unduplicated Head Count 2016.....	71
Unduplicated Head Count 2015.....	59
Unduplicated Head Count 2014.....	50



## Demographics

White.....	56%
Black or African American.....	20%
Asian.....	10%
Hispanic.....	11%
American Indian or Alaska Native.....	0%
Hawaiian or Pacific Islander.....	0%
Two or More Races.....	3%
Nonresident Alien.....	0%
Unknown.....	0%

Under-represented.....	63%
Average Age.....	27.4

## Courses Offered

Online.....	0
Blended.....	0
Classroom.....	31

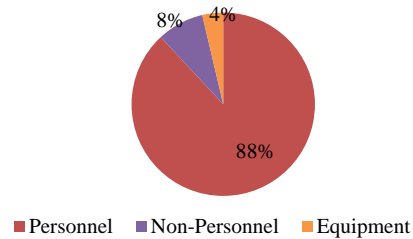
Start before 3 p.m.....	53%
Starts 3 p.m. or after and/or Weekend.....	47%

## Staffing

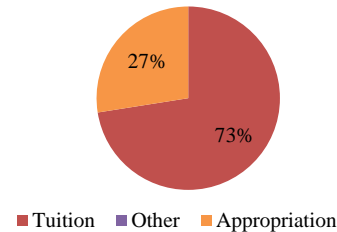
Full Time Faculty.....	1
Part Time/Adjunct.....	4

FYE/FTE Ratio			
Year	FYE	FTE	Ratio
FY 2016	40.03	1.94	20.66
FY 2015	37.30	2.02	18.47
FY 2014	23.83	1.00	23.83

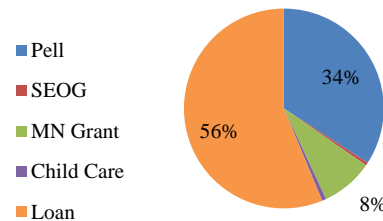
## Expenditures



## Revenue (Negative percentages not included. Values may be rounded.)



## Financial Aid



Financial Aid Recipients.....	57.7%
Average Financial Aid Amount.....	\$7,974



**Hennepin Technical College**  
A member of  
Minnesota State

## Award Types Available

- A.A.S.
  - Residential Remodeling and Design
- Diploma
  - Carpentry

## Points of Interest

- One year Carpentry Diploma
- Two year Residential Remodeling A.A.S. Degree
- On-site building projects
- Focus on sustainable/energy efficient building practices
- Utilize computers and CAD software for plan development