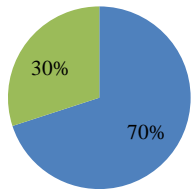
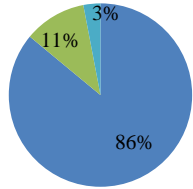


Cabinetmaking/Woodworking Technology At A Glance 2017

Enrollment

Unduplicated Head Count 2017 37
 Unduplicated Head Count 2016 37
 Unduplicated Head Count 2015 31



■ Male ■ Female ■ Unknown ■ Full Time ■ Part Time

Demographics

White 76%
 Black or African American 0%
 Asian 8%
 Hispanic 11%
 American Indian or Alaska Native 0%
 Hawaiian or Pacific Islander 0%
 Two or More Races 3%
 Nonresident Alien 0%
 Unknown 3%

Under-represented 51%
 Average Age 27.4

Courses Offered

Online 0
 Blended 0
 Classroom 32

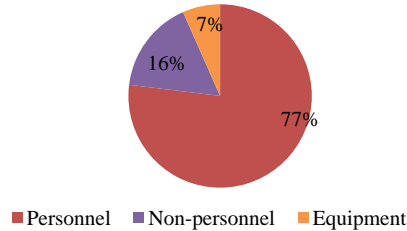
Start before 3 p.m. 66%
 Starts 3 p.m. or after and/or Weekend 0%
 Online 0%
 Arranged 34%

Staffing

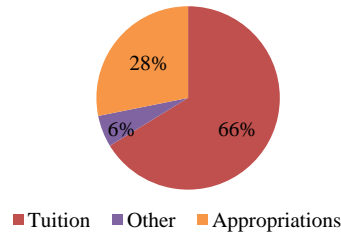
Full Time Faculty 2
 Part Time/Adjunct 0

FYE/FTE Ratio			
Year	FYE	FTE	Ratio
FY 2017	40.57	2.22	18.28
FY 2016	26.17	2.06	12.69
FY 2015	26.23	2.02	12.99

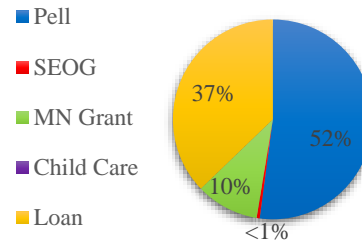
Expenditures



Revenue (Negative percentages not included. Values may be rounded.)



Financial Aid



Financial Aid Recipients 43.2%
 Average Financial Aid Amount \$7,157



Hennepin Technical College
 A member of
 Minnesota State

Award Types Available

- A.A.S.
 - Cabinetmaking
- Diploma
 - Cabinetmaking
- Advanced Technical Certificate
 - CNC Machining for Wood and Plastics
 - Cabinetmaking

Points of Interest

- Project based assignments
- CNC machine courses available
- Computerized kitchen layouts
- Countertop, cabinets, and basic furniture