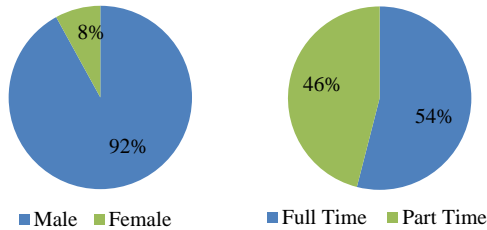


Cabinetmaking/Woodworking Technology At A Glance 2016

Enrollment

Unduplicated Head Count 2016.....	37
Unduplicated Head Count 2015.....	31
Unduplicated Head Count 2014.....	45



Demographics

White.....	76%
Black or African American.....	5%
Asian.....	5%
Hispanic.....	8%
American Indian or Alaska Native.....	0%
Hawaiian or Pacific Islander.....	0%
Two or More Races.....	5%
Nonresident Alien.....	0%
Unknown.....	0%

Under-represented.....	68%
Average Age.....	27.8

Courses Offered

Online.....	0
Blended.....	0
Classroom.....	21

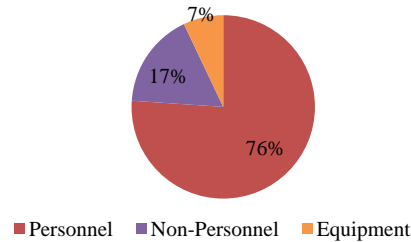
Start before 3 p.m.....	100%
Starts 3 p.m. or after and/or Weekend.....	0%

Staffing

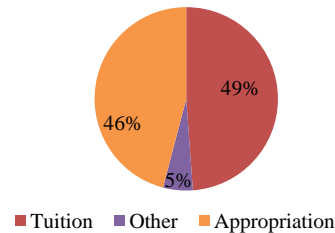
Full Time Faculty.....	2
Part Time/Adjunct.....	0

FYE/FTE Ratio			
Year	FYE	FTE	Ratio
FY 2016	26.17	2.06	12.69
FY 2015	26.23	2.02	12.99
FY 2014	31.03	1.97	15.74

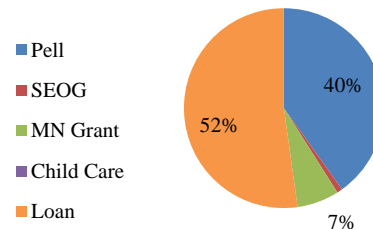
Expenditures



Revenue (Negative percentages not included. Values may be rounded.)



Financial Aid



Financial Aid Recipients.....	62.2%
Average Financial Aid Amount.....	\$6,153



Hennepin Technical College
A member of
Minnesota State

Award Types Available

- A.A.S.
 - Cabinetmaking
- Diploma
 - Cabinetmaking
- Advanced Technical Certificate
 - CNC Machining for Wood and Plastics
 - Cabinetmaking

Points of Interest

- Project based assignments
- CNC machine courses available
- Computerized kitchen layouts
- Countertop, cabinets, and basic furniture