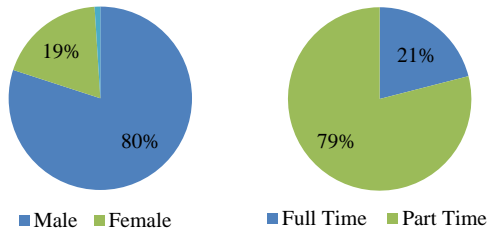


Information Technology At A Glance 2016

Enrollment

Unduplicated Head Count 2016.....	773
Unduplicated Head Count 2015.....	752
Unduplicated Head Count 2014.....	749



Demographics

White.....	53%
Black or African American.....	21%
Asian.....	15%
Hispanic.....	4%
American Indian or Alaska Native.....	0%
Hawaiian or Pacific Islander.....	0%
Two or More Races.....	3%
Nonresident Alien.....	0%
Unknown.....	3%

Under-represented.....	67%
Average Age.....	28.8

Courses Offered

Online.....	21
Blended.....	35
Classroom.....	105

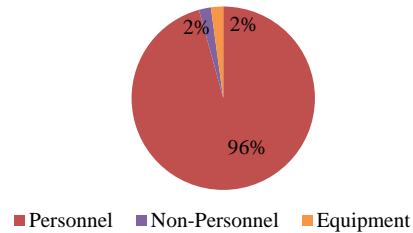
Start before 3 p.m.....	30%
Starts 3 p.m. or after and/or Weekend.....	70%

Staffing

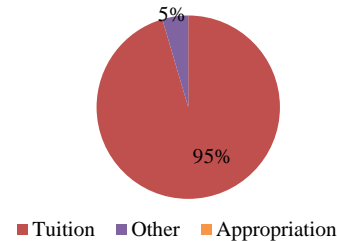
Full Time Faculty.....	9
Part Time/Adjunct.....	15

FYE/FTE Ratio			
Year	FYE	FTE	Ratio
FY 2016	303.2	16.56	18.31
FY 2015	308.4	15.41	20.01
FY 2014	317.0	15.19	20.86

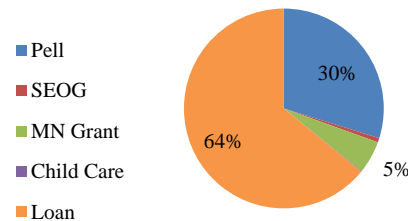
Expenditures



Revenue (Negative percentages not included. Values may be rounded.)



Financial Aid



Financial Aid Recipients.....	53.4%
Average Financial Aid Amount.....	\$7,133



Hennepin Technical College
A member of
Minnesota State

Award Types Available

- A.A.S.
 - .NET Programmer
 - Desktop Support
 - Executive Administrative Professional
 - Network Administrator/Analyst
 - Programmer
- Diploma
 - .NET Programmer
 - Desktop Support Specialist
 - Network Support Specialist
 - Workplace Administrative Professional
- Advanced Technical Certificate
 - Cisco Networking
 - Microsoft Database Specialist
 - Windows Networking
- Occupational Certificate
 - Computer Service Desk Technician
 - Workplace Administrative Assistant

Points of Interest

- Cisco Networking Academy
- Network Security Courses
- Microsoft Office 2007 courses
- Microsoft Windows 7 courses
- Multiple blended and online courses
- Flexible scheduling