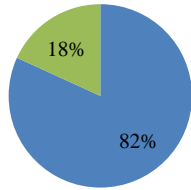


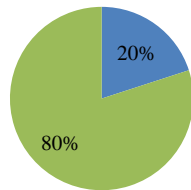
Information Technology At A Glance 2017

Enrollment

Unduplicated Head Count 2017	750
Unduplicated Head Count 2016	773
Unduplicated Head Count 2015	752



■ Male ■ Female



■ Full Time ■ Part Time

Demographics

White	47%
Black or African American	26%
Asian	18%
Hispanic	4%
American Indian or Alaska Native	0%
Hawaiian or Pacific Islander	0%
Two or More Races	3%
Nonresident Alien	0%
Unknown	2%

Under-represented	70%
Average Age	29.5

Courses Offered

Online	31
Blended	21
Classroom	110

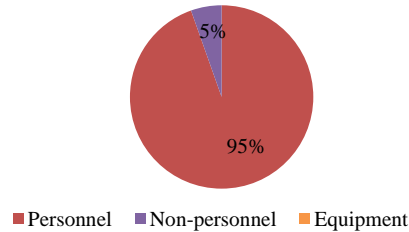
Start before 3 p.m.	28%
Starts 3 p.m. or after and/or Weekend	46%
Online	20%
Arranged	6%

Staffing

Full Time Faculty	11
Part Time/Adjunct	18

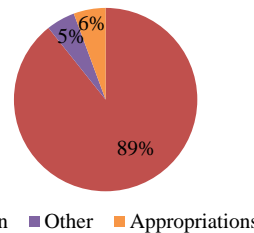
FYE/FTE Ratio			
Year	FYE	FTE	Ratio
FY 2017	300.3	15.80	19.01
FY 2016	303.2	16.56	18.31
FY 2015	308.4	15.41	20.01

Expenditures



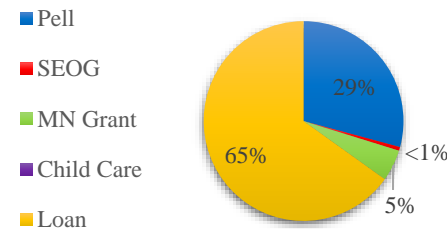
■ Personnel ■ Non-personnel ■ Equipment

Revenue (Negative percentages not included. Values may be rounded.)



■ Tuition ■ Other ■ Appropriations

Financial Aid



Financial Aid Recipients	58.7%
Average Financial Aid Amount	\$7,298



Hennepin Technical College™

A member of
Minnesota State

Award Types Available

- A.A.S.
 - .NET Programmer
 - Desktop Support
 - Executive Administrative Professional
 - Network Administrator/Analyst
 - Programmer
- Diploma
 - .NET Programmer
 - Desktop Support Specialist
 - Network Support Specialist
 - Workplace Administrative Professional
- Advanced Technical Certificate
 - Cisco Networking
 - Microsoft Database Specialist
 - Windows Networking
- Occupational Certificate
 - Computer Service Desk Technician
 - Workplace Administrative Assistant

Points of Interest

- Cisco Networking Academy
- Network Security Courses
- Microsoft Office 2007 courses
- Microsoft Windows 7 courses
- Multiple blended and online courses
- Flexible scheduling