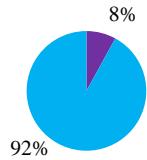
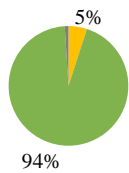


Child Development At A Glance 2015

Student Demographics

Enrollment

Unduplicated Head Count 2015	306
Unduplicated Head Count 2014	299
Unduplicated Head Count 2013	319



■ Male ■ Female ■ Unknown ■ Full Time ■ Part Time

Average Age.....28.4

Race/Ethnicity

White.....	43%
Black or African American	41%
American Indian or Alaska Native.....	0%
Asian	3%
Native Hawaiian or Pacific Islander	0%
Two or More Races.....	4%
Nonresident Alien	1%
Hispanic	7%
Unknown.....	1%

Under-represented.....**82%**

Schedule

Time of Day

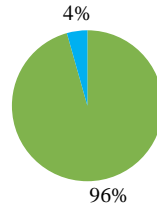
Start before 3 p.m.....	85%
Starts 3 p.m. or after and/or Weekend.....	15%

Program Data

Employees	Headcount	FTE
Fulltime Faculty	3	3.23
Part-time/Adjunct	1	0.09

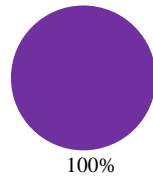
FYE/FTE Ratio			
Year	FYE	FTE	Ratio
FY 2015	62.40	3.32	18.80
FY 2014	75.63	3.69	20.49
FY 2013	70.93	3.63	19.54

Expenditures



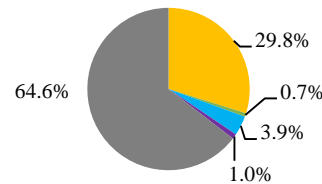
■ Personnel ■ Equipment ■ Non-Personnel

Revenue (Negative percentages not included. Values may be rounded.)



■ Tuition ■ Other ■ Appropriation

Financial Aid



■ Pell ■ SEOG ■ MN Grant ■ Child Care ■ Loan

Financial Aid Recipients 68.0%

Average Financial Aid Amount.....\$7,561



Hennepin Technical College[®] Universities System.

A member of the
Minnesota State
Colleges and
Universities System.

Award Types Available 2016

- A.A.S.
 - Child Development
- A.S.
 - Child Development
- Diploma
 - Child Development

Desire2Learn

- Online (17)
- Blended (7)
- Face-to-Face (15)

Points of Interest

- Diploma, A.A.S., and A.S. awards
- Day and evening offerings
- Ability to earn entire award with online courses
- Face-to-Face courses in Brooklyn Park
- Hands-on field experiences with children
- Articulations available with 4-year Universities