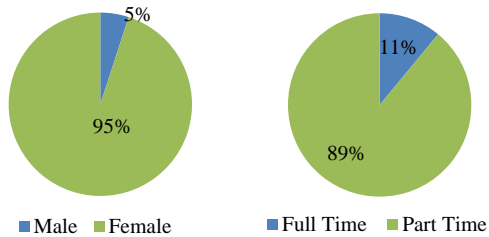


Child Development Careers At A Glance 2016

Enrollment

Unduplicated Head Count 2016.....	253
Unduplicated Head Count 2015.....	306
Unduplicated Head Count 2014.....	299



Demographics

White.....	43%
Black or African American.....	41%
Asian.....	3%
Hispanic.....	6%
American Indian or Alaska Native.....	0%
Hawaiian or Pacific Islander.....	1%
Two or More Races.....	5%
Nonresident Alien.....	0%
Unknown.....	1%

Under-represented.....	81%
Average Age.....	28.7

Courses Offered

Online.....	18
Blended.....	13
Classroom.....	11

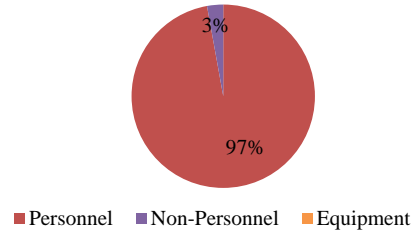
Start before 3 p.m.....	91%
Starts 3 p.m. or after and/or Weekend.....	9%

Staffing

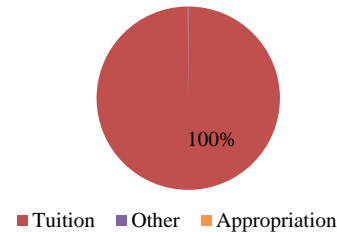
Full Time Faculty.....	3
Part Time/Adjunct.....	1

FYE/FTE Ratio			
Year	FYE	FTE	Ratio
FY 2016	61.50	3.66	16.82
FY 2015	62.40	3.32	18.80
FY 2014	75.63	3.69	20.49

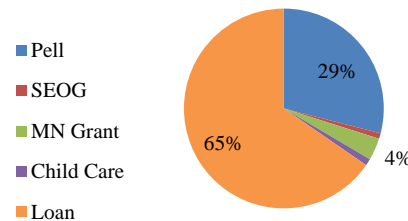
Expenditures



Revenue (Negative percentages not included. Values may be rounded.)



Financial Aid



Financial Aid Recipients.....	64.8%
Average Financial Aid Amount.....	\$7,800



Hennepin Technical College™

A member of
Minnesota State

Award Types Available

- A.A.S.
 - Child Development
- A.S.
 - Child Development
- Diploma
 - Child Development

Points of Interest

- Diploma, A.A.S., and A.S. awards
- Day and evening offerings
- Ability to earn entire award with online courses
- Face-to-Face courses in Brooklyn Park
- Hands-on field experiences with children
- Articulations available with 4-year Universities