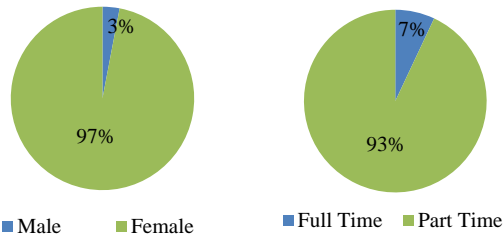


Child Development Careers At A Glance 2017

Enrollment

Unduplicated Head Count 2017	203
Unduplicated Head Count 2016	253
Unduplicated Head Count 2015	306



Demographics

White	42%
Black or African American	42%
Asian	3%
Hispanic	9%
American Indian or Alaska Native	0%
Hawaiian or Pacific Islander	0%
Two or More Races	3%
Nonresident Alien	0%
Unknown	0%

Under-represented	82%
Average Age	29.3

Courses Offered

Online	17
Blended	11
Classroom	13

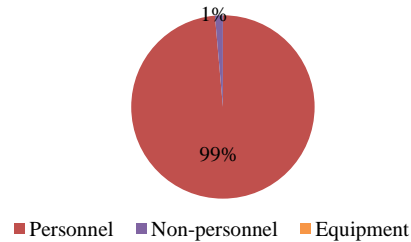
Start before 3 p.m.	16%
Starts 3 p.m. or after and/or Weekend	14%
Online	46%
Arranged	24%

Staffing

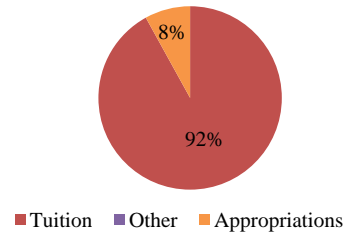
Full Time Faculty	2
Part Time/Adjunct	2

FYE/FTE Ratio			
Year	FYE	FTE	Ratio
FY 2017	51.80	2.76	18.76
FY 2016	61.50	3.66	16.82
FY 2015	62.40	3.32	18.80

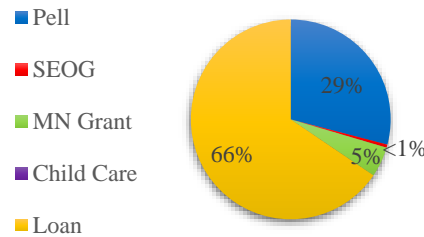
Expenditures



Revenue (Negative percentages not included. Values may be rounded.)



Financial Aid



Financial Aid Recipients	62.1%
Average Financial Aid Amount	\$6,816



Hennepin Technical College™

A member of
Minnesota State

Award Types Available

- A.A.S.
 - Child Development
- A.S.
 - Child Development
- Diploma
 - Child Development

Points of Interest

- Diploma, A.A.S., and A.S. awards
- Day and evening offerings
- Ability to earn entire award with online courses
- Face-to-Face courses in Brooklyn Park
- Hands-on field experiences with children
- Articulations available with 4-year Universities