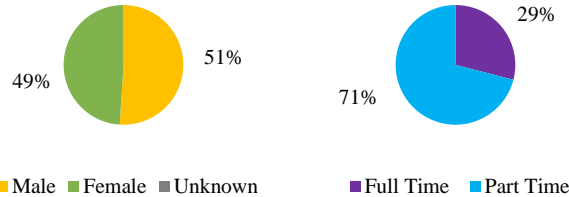


# Culinary Arts At A Glance 2015

## Student Demographics

### Enrollment

Unduplicated Head Count 2015 .....	180
Unduplicated Head Count 2014 .....	186
Unduplicated Head Count 2013 .....	217



**Average Age**.....27.2

### Race/Ethnicity

White.....	47%
Black or African American .....	32%
American Indian or Alaska Native.....	1%
Asian .....	7%
Native Hawaiian or Pacific Islander .....	0%
Two or More Races.....	3%
Nonresident Alien .....	0%
Hispanic .....	6%
Unknown.....	4%

**Under-represented**.....76%

## Schedule

### Time of Day

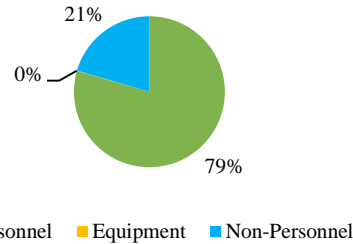
Start before 3 p.m.....	77%
Starts 3 p.m. or after and/or Weekend.....	23%

## Program Data

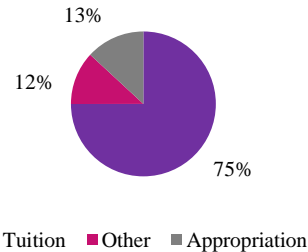
Employees	Headcount	FTE
Fulltime Faculty	3	3.00
Part-time/Adjunct	3	0.81

FYE/FTE Ratio			
Year	FYE	FTE	Ratio
FY 2015	69.46	3.81	18.23
FY 2014	88.03	5.28	16.67
FY 2013	100.10	5.38	18.61

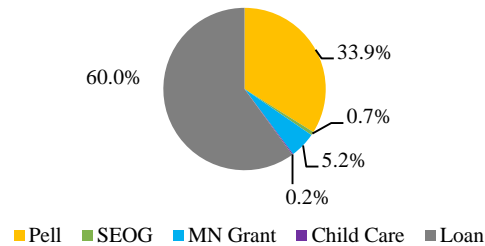
### Expenditures



**Revenue** (Negative percentages not included. Values may be rounded.)



## Financial Aid



Financial Aid Recipients ..... 65.6%  
Average Financial Aid Amount.....\$7,295



Hennepin Technical College<sup>™</sup> Universities System.

A member of the  
Minnesota State  
Colleges and  
Universities System.

### Award Types Available 2016

- A.A.S.
  - Culinary Arts
- Diploma
  - Culinary Arts
- Advanced Technical Certificate
  - Culinary Gourmet Technician
  - Food and Beverage Specialties
- Occupational Certificate
  - Culinary Assistant

### Desire2Learn

- Online (2)
- Blended (0)
- Face-to-Face (41)

### Points of Interest

- Training in Gourmet Dining Room
- Curriculum based on industry standards
- One of the fastest growing areas of employment
- Accredited by American Culinary Federation
- Professional student workstations