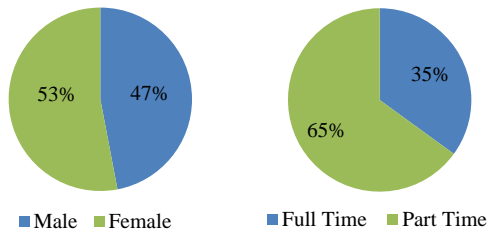


# Culinary Arts At A Glance 2016

## Enrollment

Unduplicated Head Count 2016..... 131  
 Unduplicated Head Count 2015..... 180  
 Unduplicated Head Count 2014..... 186



## Demographics

White.....47%  
 Black or African American.....29%  
 Asian.....7%  
 Hispanic.....8%  
 American Indian or Alaska Native.....2%  
 Hawaiian or Pacific Islander.....0%  
 Two or More Races.....5%  
 Nonresident Alien.....0%  
 Unknown.....3%

Under-represented.....78%  
 Average Age.....27.4

## Courses Offered

Online.....2  
 Blended.....0  
 Classroom.....38

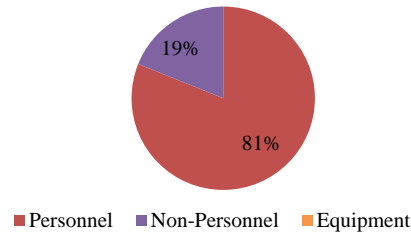
Start before 3 p.m.....75%  
 Starts 3 p.m. or after and/or Weekend.....25%

## Staffing

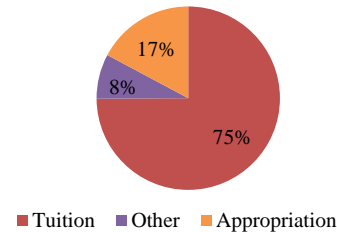
Full Time Faculty.....2  
 Part Time/Adjunct.....6

FYE/FTE Ratio			
Year	FYE	FTE	Ratio
FY 2016	57.07	3.31	17.23
FY 2015	69.46	3.81	18.23
FY 2014	88.03	5.28	16.67

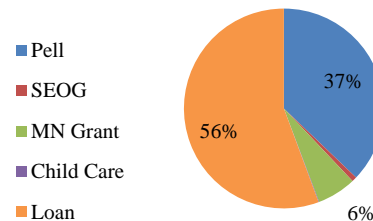
## Expenditures



## Revenue (Negative percentages not included. Values may be rounded.)



## Financial Aid



Financial Aid Recipients.....65.6%  
 Average Financial Aid Amount.....\$8,234



Hennepin Technical College™

A member of  
Minnesota State

## Award Types Available

- A.A.S.
  - Culinary Arts
- Diploma
  - Culinary Arts
- Advanced Technical Certificate
  - Culinary Gourmet Technician
- Occupational Certificate
  - Culinary Assistant

## Points of Interest

- Training in Gourmet Dining Room
- Curriculum based on industry standards
- One of the fastest growing areas of employment
- Accredited by American Culinary Federation
- Professional student workstations