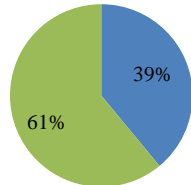
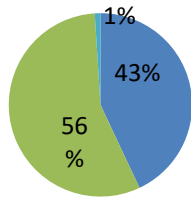


Culinary Arts At A Glance 2017

Enrollment

Unduplicated Head Count 2017 101
 Unduplicated Head Count 2016 131
 Unduplicated Head Count 2015 180



■ Male ■ Female ■ Unknown ■ Full Time ■ Part Time

Demographics

White 41%
 Black or African American 34%
 Asian 4%
 Hispanic 9%
 American Indian or Alaska Native 2%
 Hawaiian or Pacific Islander 0%
 Two or More Races 9%
 Nonresident Alien 1%
 Unknown 1%

Under-represented 81%
 Average Age 28.0

Courses Offered

Online 2
 Blended 1
 Classroom 33

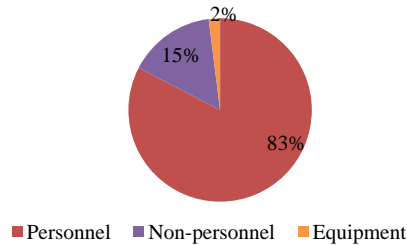
Start before 3 p.m. 86%
 Starts 3 p.m. or after and/or Weekend 3%
 Online 6%
 Arranged 6%

Staffing

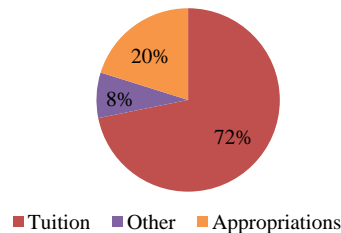
Full Time Faculty 2
 Part Time/Adjunct 4

| FYE/FTE Ratio | | | |
|---------------|-------|------|-------|
| Year | FYE | FTE | Ratio |
| FY 2017 | 52.67 | 3.02 | 17.43 |
| FY 2016 | 57.07 | 3.31 | 17.23 |
| FY 2015 | 69.46 | 3.81 | 18.23 |

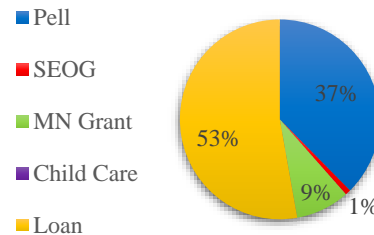
Expenditures



Revenue (Negative percentages not included. Values may be rounded.)



Financial Aid



Financial Aid Recipients 67.3%
 Average Financial Aid Amount \$7,942



Hennepin Technical College
 A member of
 Minnesota State

Award Types Available

- A.A.S.
 - Culinary Arts
- Diploma
 - Culinary Arts
- Advanced Technical Certificate
 - Culinary Gourmet Technician
- Occupational Certificate
 - Culinary Assistant

Points of Interest

- Training in Gourmet Dining Room
- Curriculum based on industry standards
- One of the fastest growing areas of employment
- Accredited by American Culinary Federation
- Professional student workstations