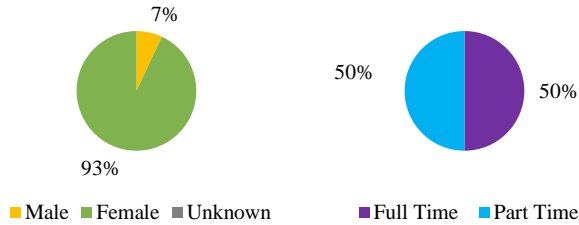


Dental Careers At A Glance 2015

Student Demographics

Enrollment

Unduplicated Head Count 2015	106
Unduplicated Head Count 2014	110
Unduplicated Head Count 2013	117



Average Age.....27.1

Race/Ethnicity

White.....	63%
Black or African American	9%
American Indian or Alaska Native.....	0%
Asian	14%
Native Hawaiian or Pacific Islander	0%
Two or More Races.....	0%
Nonresident Alien	2%
Hispanic	11%
Unknown.....	0%

Under-represented71%

Schedule

Time of Day

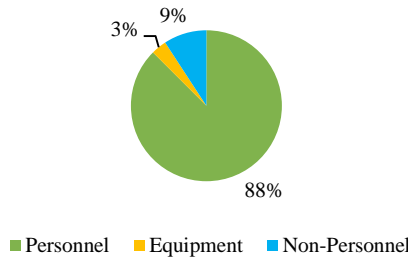
Start before 3 p.m.....	100%
Starts 3 p.m. or after and/or Weekend.....	0%

Program Data

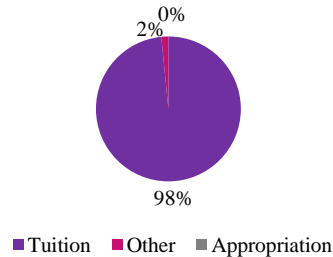
Employees	Headcount	FTE
Fulltime Faculty	3	4.10
Part-time/Adjunct	3	0.75

FYE/FTE Ratio			
Year	FYE	FTE	Ratio
FY 2015	106.64	4.85	21.99
FY 2014	76.47	5.20	14.71
FY 2013	82.37	5.08	16.21

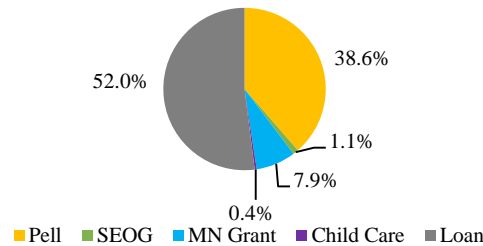
Expenditures



Revenue (Negative percentages not included. Values may be rounded.)



Financial Aid



Financial Aid Recipients 52.8%
Average Financial Aid Amount.....\$8,843



Hennepin Technical College[®] Universities System.

A member of the
Minnesota State
Colleges and

Award Types Available 2016

- A.A.S.
 - Dental Assistant
- Diploma
 - Dental Assistant

Desire2Learn

- Online (0)
- Blended (0)
- Face-to-Face (48)

Points of Interest

- Program accredited by American Dental Association, Commissions on Dental Accreditation
- Program approved by Minnesota State Board of Dentistry
- Ten week internship in General and Specialty dental offices
- State-of-the-art on-site clinics, featuring digital x-ray and electronic software
- Offerings at both Eden Prairie and Brooklyn Park
- Diploma and A.A.S. Degree
- B.S. Degree Articulation available with 4-year University
- Certifications and Licensure prepared

Enrollment – Pre-Dental Assistant

Unduplicated Head Count 2015	164
Unduplicated Head Count 2014	185
Unduplicated Head Count 2013	203