

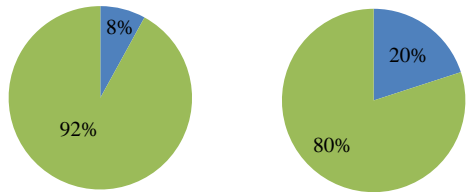
Dental Careers At A Glance 2016

Enrollment – Dental Assistant

Unduplicated Head Count 2016.....	115
Unduplicated Head Count 2015.....	106
Unduplicated Head Count 2014.....	110

Enrollment – Pre-Dental Assistant

Unduplicated Head Count 2016.....	129
Unduplicated Head Count 2015.....	164
Unduplicated Head Count 2014.....	185



■ Male ■ Female ■ Unknown ■ Full Time ■ Part Time

Demographics

White.....	52%
Black or African American.....	21%
Asian.....	9%
Hispanic.....	12%
American Indian or Alaska Native.....	0%
Hawaiian or Pacific Islander.....	1%
Two or More Races.....	6%
Nonresident Alien.....	0%
Unknown.....	0%

Under-represented.....	75%
Average Age.....	25

Courses Offered

Online.....	0
Blended.....	0
Classroom.....	50

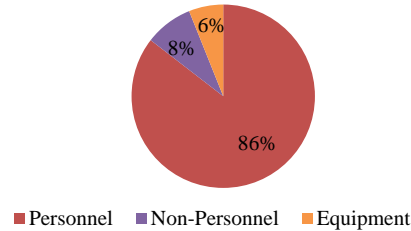
Start before 3 p.m.....	70%
Starts 3 p.m. or after and/or Weekend.....	30%

Staffing

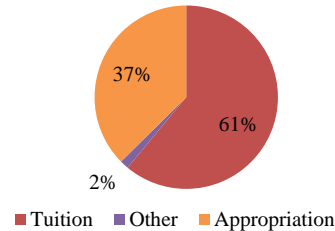
Full Time Faculty.....	2
Part Time/Adjunct.....	2

FYE/FTE Ratio			
Year	FYE	FTE	Ratio
FY 2016	69.00	4.88	14.15
FY 2015	79.46	4.85	16.38
FY 2014	76.47	5.20	14.71

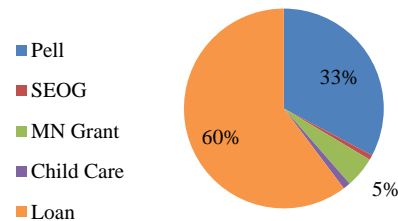
Expenditures



Revenue (Negative percentages not included. Values may be rounded.)



Financial Aid



Financial Aid Recipients.....	54.1%
Average Financial Aid Amount.....	\$7,617



Hennepin Technical College
A member of
Minnesota State

Award Types Available

- A.A.S.
 - Dental Assistant
- Diploma
 - Dental Assistant

Points of Interest

- Program accredited by American Dental Association, Commissions on Dental Accreditation
- Program approved by Minnesota State Board of Dentistry
- Ten week internship in General and Specialty dental offices
- State-of-the-art on-site clinics, featuring digital x-ray and electronic software
- Offerings at both Eden Prairie and Brooklyn Park
- Diploma and A.A.S. Degree
- B.S. Degree Articulation available with 4-year University
- Certifications and Licensure prepared