

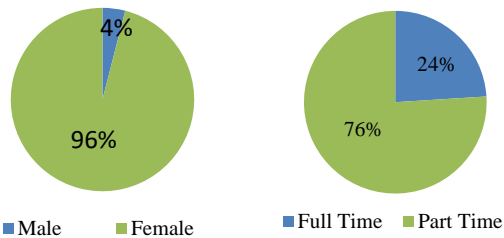
Dental Careers At A Glance 2017

Enrollment – Dental Assistant

Unduplicated Head Count 2017	91
Unduplicated Head Count 2016	115
Unduplicated Head Count 2015	106

Enrollment – Pre-Dental Assistant

Unduplicated Head Count 2017	109
Unduplicated Head Count 2016	129
Unduplicated Head Count 2015	164



Demographics

White	56%
Black or African American	23%
Asian	8%
Hispanic	7%
American Indian or Alaska Native	0%
Hawaiian or Pacific Islander	1%
Two or More Races	4%
Nonresident Alien	0%
Unknown	1%
Under-represented	69%
Average Age	25.9

Courses Offered

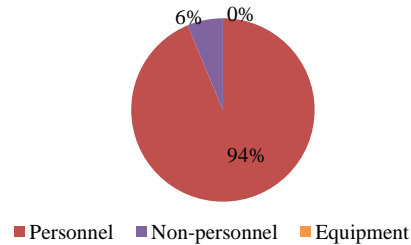
Online	0
Blended	2
Classroom	48
Start before 3 p.m.	84%
Starts 3 p.m. or after and/or Weekend	2%
Online	0%
Arranged	14%

Staffing

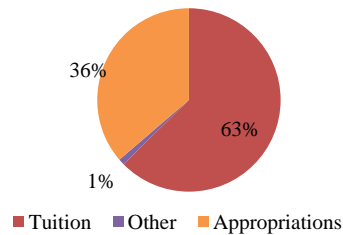
Full Time Faculty	4
Part Time/Adjunct	0

FYE/FTE Ratio			
Year	FYE	FTE	Ratio
FY 2017	64.00	4.74	13.50
FY 2016	69.00	4.88	14.15
FY 2015	79.46	4.85	16.38

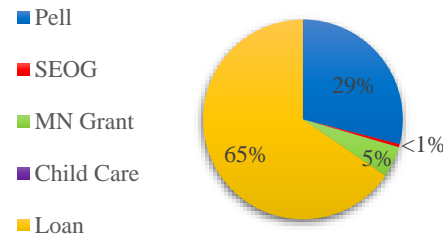
Expenditures



Revenue (Negative percentages not included. Values may be rounded.)



Financial Aid



Financial Aid Recipients	55.5%
Average Financial Aid Amount	\$8,190



Hennepin Technical College
A member of
Minnesota State

Award Types Available

- A.A.S.
 - Dental Assistant
- Diploma
 - Dental Assistant

Points of Interest

- Program accredited by American Dental Association, Commissions on Dental Accreditation
- Program approved by Minnesota State Board of Dentistry
- Ten week internship in General and Specialty dental offices
- State-of-the-art on-site clinics, featuring digital x-ray and electronic software
- Offerings at both Eden Prairie and Brooklyn Park
- Diploma and A.A.S. Degree
- B.S. Degree Articulation available with 4-year University
- Certifications and Licensure prepared