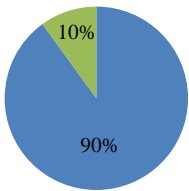


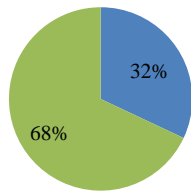
Electronics Technology At A Glance 2016

Enrollment

Unduplicated Head Count 2016..... 108
 Unduplicated Head Count 2015..... 134
 Unduplicated Head Count 2014..... 146



■ Male ■ Female



■ Full Time ■ Part Time

Demographics

White.....40%
 Black or African American.....19%
 Asian.....28%
 Hispanic.....8%
 American Indian or Alaska Native.....1%
 Hawaiian or Pacific Islander.....0%
 Two or More Races.....4%
 Nonresident Alien.....0%
 Unknown.....0%

Under-represented.....80%
 Average Age.....31.7

Courses Offered

Online.....0
 Blended.....34
 Classroom.....55

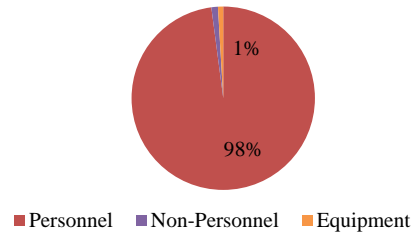
Start before 3 p.m.....72%
 Starts 3 p.m. or after and/or Weekend.....28%

Staffing

Full Time Faculty.....2
 Part Time/Adjunct.....0

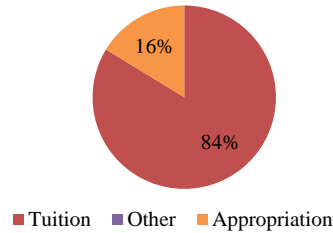
FYE/FTE Ratio			
Year	FYE	FTE	Ratio
FY 2016	46.47	2.19	21.24
FY 2015	62.63	2.63	23.81
FY 2014	59.00	2.56	23.09

Expenditures



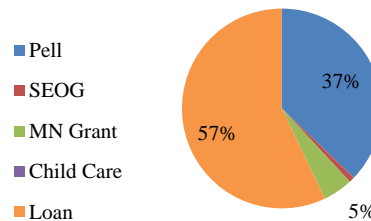
■ Personnel ■ Non-Personnel ■ Equipment

Revenue (Negative percentages not included. Values may be rounded.)



■ Tuition ■ Other ■ Appropriation

Financial Aid



■ Pell ■ SEOG ■ MN Grant ■ Child Care ■ Loan

Financial Aid Recipients.....58.3%
 Average Financial Aid Amount.....\$6,898



Hennepin Technical College™

A member of
Minnesota State

Award Types Available

- A.A.S.
 - Electronics Technology
- Diploma
 - Electronics Technology

Points of Interest

- Electronics fundamentals
- Microprocessor applications and microcomputers
- Critical thinking/troubleshooting
- State-of-art test equipment use
- Day and evening offerings