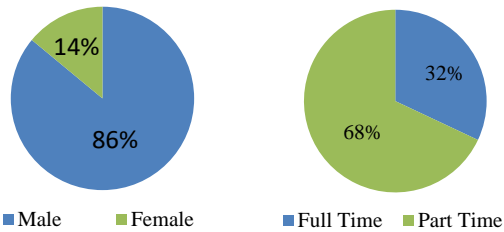


Electronics Technology At A Glance 2017

Enrollment

Unduplicated Head Count 2017 106
 Unduplicated Head Count 2016 108
 Unduplicated Head Count 2015 134



Demographics

White 36%
 Black or African American 23%
 Asian 28%
 Hispanic 9%
 American Indian or Alaska Native 1%
 Hawaiian or Pacific Islander 0%
 Two or More Races 3%
 Nonresident Alien 0%
 Unknown 0%

Under-represented 80%
 Average Age 30.7

Courses Offered

Online 0
 Blended 0
 Classroom 59

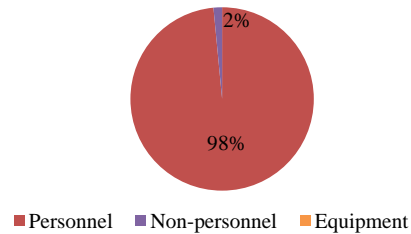
Start before 3 p.m. 59%
 Starts 3 p.m. or after and/or Weekend 0%
 Online 0%
 Arranged 41%

Staffing

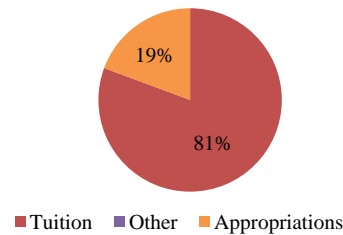
Full Time Faculty 2
 Part Time/Adjunct 0

FYE/FTE Ratio			
Year	FYE	FTE	Ratio
FY 2017	47.23	2.19	21.59
FY 2016	46.47	2.19	21.24
FY 2015	62.63	2.63	23.81

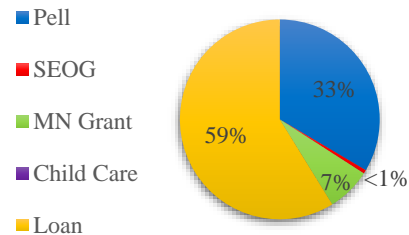
Expenditures



Revenue (Negative percentages not included. Values may be rounded.)



Financial Aid



Financial Aid Recipients 53.8%
 Average Financial Aid Amount \$6,615



Hennepin Technical College™

A member of
Minnesota State

Award Types Available

- A.A.S.
 - Electronics Technology
- Diploma
 - Electronics Technology

Points of Interest

- Electronics fundamentals
- Microprocessor applications and microcomputers
- Critical thinking/troubleshooting
- State-of-art test equipment use
- Day and evening offerings