

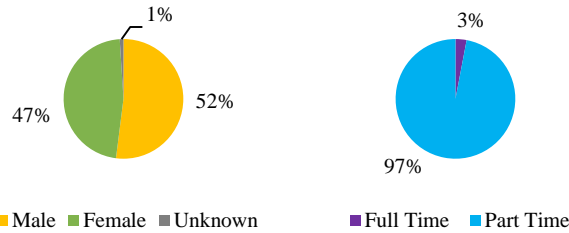
Emergency Medical Services

At A Glance 2015

Student Demographics

Enrollment

Unduplicated Head Count 2015	225
Unduplicated Head Count 2014	266
Unduplicated Head Count 2013	255



Average Age..... 31

Race/Ethnicity

White.....	67%
Black or African American	16%
American Indian or Alaska Native.....	2%
Asian	2%
Native Hawaiian or Pacific Islander	0%
Two or More Races.....	4%
Nonresident Alien	0%
Hispanic	5%
Unknown.....	3%
Under-represented	52%

Schedule

Time of Day

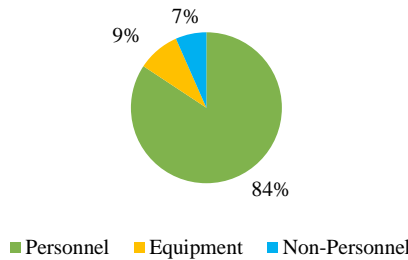
Start before 3 p.m.....	74%
Starts 3 p.m. or after and/or Weekend.....	26%

Program Data

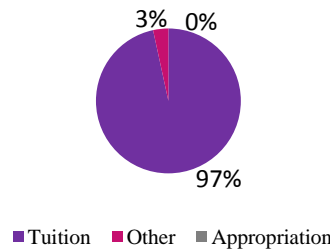
Employees	Headcount	FTE
Fulltime Faculty	4	3.97
Part-time/Adjunct	20	2.01

FYE/FTE Ratio			
Year	FYE	FTE	Ratio
FY 2015	140.97	5.98	23.57
FY 2014	105.90	6.02	17.60
FY 2013	105.63	6.33	16.69

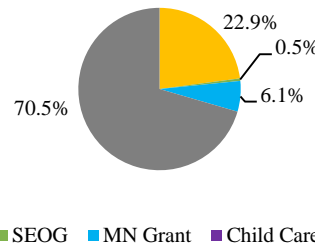
Expenditures



Revenue (Negative percentages not included. Values may be rounded.)



Financial Aid



Financial Aid Recipients	38.7%
Average Financial Aid Amount.....	\$5,946



Hennepin Technical College[®] Universities System.

A member of the Minnesota State Colleges and Universities System.

Award Types Available 2016

- *Advanced Technical Certificate*
 - Community Paramedic
- *Occupational Certificate*
 - Emergency Medical Services Specialist
 - Emergency Room Technician

Desire2Learn

- Online (5)
- Blended (10)
- Face-to-Face (71)

Points of Interest

- High Fidelity manikins: SimMan & SimBaby
- Emergency room simulation lab
- Clinical Practice
- Virtual IV training
- Ambulance operations classes
- Basic EKG's
- Phlebotomy techniques