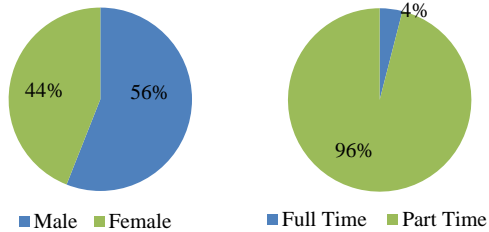


Emergency Medical Services At A Glance 2016

Enrollment

Unduplicated Head Count 2016.....	224
Unduplicated Head Count 2015.....	225
Unduplicated Head Count 2014.....	266



Demographics

White.....	75%
Black or African American.....	10%
Asian.....	2%
Hispanic.....	5%
American Indian or Alaska Native.....	0%
Hawaiian or Pacific Islander.....	2%
Two or More Races.....	3%
Nonresident Alien.....	0%
Unknown.....	3%

Under-represented.....	51%
Average Age.....	30.8

Courses Offered

Online.....	4
Blended.....	11
Classroom.....	62

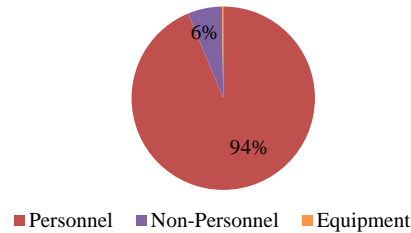
Start before 3 p.m.....	73%
Starts 3 p.m. or after and/or Weekend.....	27%

Staffing

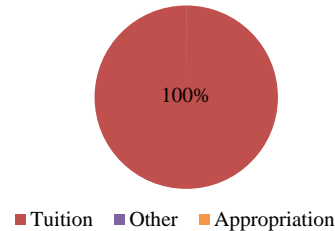
Full Time Faculty.....	3
Part Time/Adjunct.....	11

FYE/FTE Ratio			
Year	FYE	FTE	Ratio
FY 2016	91.07	5.66	16.10
FY 2015	90.03	5.98	15.06
FY 2014	105.90	6.02	17.60

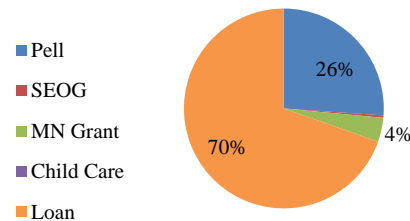
Expenditures



Revenue (Negative percentages not included. Values may be rounded.)



Financial Aid



Financial Aid Recipients.....	26.8%
Average Financial Aid Amount.....	\$6,098



Hennepin Technical College™

A member of
Minnesota State

Award Types Available

- Advanced Technical Certificate
 - Community Paramedic
- Occupational Certificate
 - Emergency Medical Services Specialist
 - Emergency Room Technician

Points of Interest

- High Fidelity manikins: SimMan & SimBaby
- Emergency room simulation lab
- Clinical Practice
- Virtual IV training
- Ambulance operations classes
- Basic EKG's
- Phlebotomy techniques