

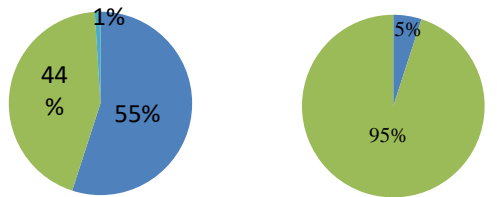
Emergency Medical Services At A Glance 2017



Hennepin Technical College
A member of
Minnesota State

Enrollment

Unduplicated Head Count 2017	195
Unduplicated Head Count 2016	224
Unduplicated Head Count 2015	225



Demographics

White	63%
Black or African American	14%
Asian	4%
Hispanic	10%
American Indian or Alaska Native	1%
Hawaiian or Pacific Islander	0%
Two or More Races	6%
Nonresident Alien	1%
Unknown	4%

Under-represented	54%
Average Age	27.3

Courses Offered

Online	3
Blended	4
Classroom	63

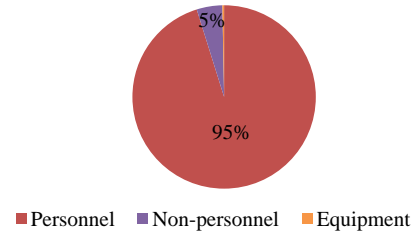
Start before 3 p.m.	59%
Starts 3 p.m. or after and/or Weekend	31%
Online	3%
Arranged	7%

Staffing

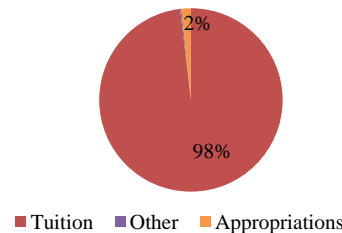
Full Time Faculty	3
Part Time/Adjunct	22

FYE/FTE Ratio			
Year	FYE	FTE	Ratio
FY 2017	89.73	5.67	15.83
FY 2016	91.07	5.66	16.10
FY 2015	90.03	5.98	15.06

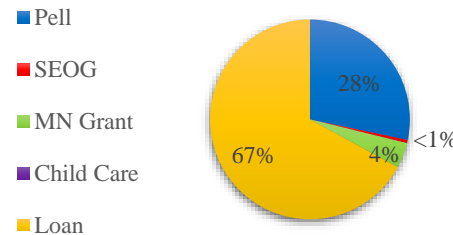
Expenditures



Revenue (Negative percentages not included. Values may be rounded.)



Financial Aid



Financial Aid Recipients	33.3%
Average Financial Aid Amount	\$5,244

Award Types Available

- *Advanced Technical Certificate*
 - Community Paramedic
- *Occupational Certificate*
 - Emergency Medical Services Specialist
 - Emergency Room Technician

Points of Interest

- High Fidelity manikins: SimMan & SimBaby
- Emergency room simulation lab
- Clinical Practice
- Virtual IV training
- Ambulance operations classes
- Basic EKG's
- Phlebotomy techniques