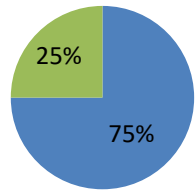


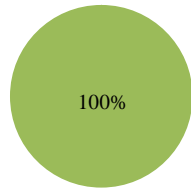
Environmental Health and Safety At A Glance 2017

Enrollment

Unduplicated Head Count 2017	16
Unduplicated Head Count 2016	14
Unduplicated Head Count 2015	21



■ Male ■ Female



■ Full Time ■ Part Time

Demographics

White.....	62%
Black or African American.....	31%
Asian.....	6%
Hispanic.....	0%
American Indian or Alaska Native.....	0%
Hawaiian or Pacific Islander.....	0%
Two or More Races.....	0%
Nonresident Alien.....	0%
Unknown.....	0%

Under-represented.....	69%
Average Age.....	33.5

Courses Offered

Online.....	26
Blended.....	0
Classroom.....	0

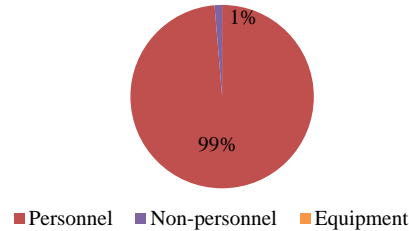
Start before 3 p.m.....	0%
Starts 3 p.m. or after and/or Weekend.....	0%
Online.....	100%
Arranged.....	0%

Staffing

Full Time Faculty.....	0
Part Time/Adjunct.....	4

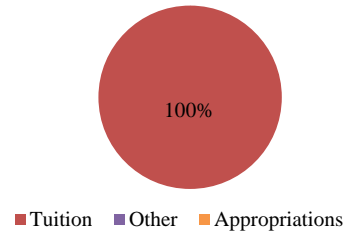
FYE/FTE Ratio			
Year	FYE	FTE	Ratio
FY 2017	6.53	0.51	12.81
FY 2016	7.13	2.22	3.22
FY 2015	10.13	1.54	6.58

Expenditures



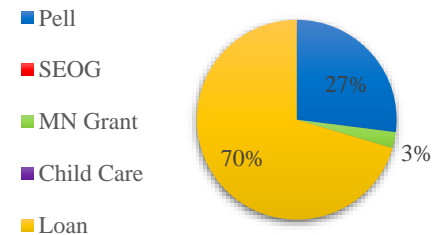
■ Personnel ■ Non-personnel ■ Equipment

Revenue (Negative percentages not included. Values may be rounded.)



■ Tuition ■ Other ■ Appropriations

Financial Aid



Financial Aid Recipients	50.0%
Average Financial Aid Amount	\$7,401



Hennepin Technical College
A member of
Minnesota State

Award Types Available

- Occupational Certificate
 - Hazardous Materials Technology
 - Safety Coordinator

Points of Interest

- Online courses