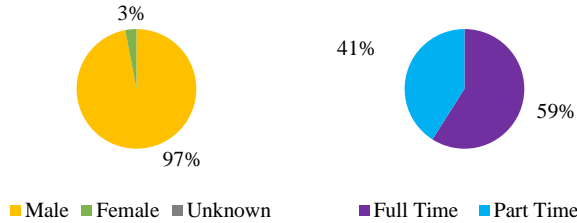


Ford ASSET At A Glance 2015

Student Demographics

Enrollment

Unduplicated Head Count 2015	29
Unduplicated Head Count 2014	32
Unduplicated Head Count 2013	29



Average Age.....20.5

Race/Ethnicity

White.....	90%
Black or African American	0%
American Indian or Alaska Native.....	0%
Asian	3%
Native Hawaiian or Pacific Islander	0%
Two or More Races.....	3%
Nonresident Alien	0%
Hispanic	3%
Unknown.....	0%
Under-represented	52%

Schedule

Time of Day

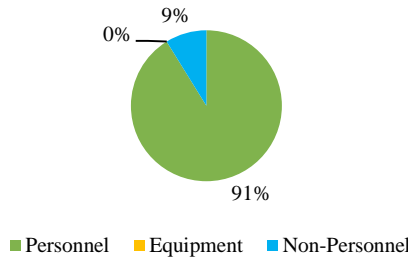
Start before 3 p.m.....	100%
Starts 3 p.m. or after and/or Weekend.....	0%

Program Data

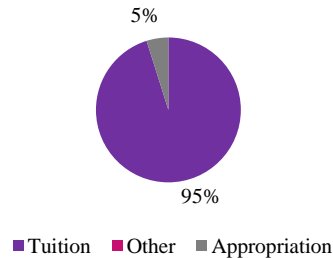
Employees	Headcount	FTE
Fulltime Faculty	1	1.49
Part-time/Adjunct	0	0.00

FYE/FTE Ratio			
Year	FYE	FTE	Ratio
FY 2015	25.20	1.49	16.91
FY 2014	25.70	1.38	18.69
FY 2013	23.90	1.31	18.24

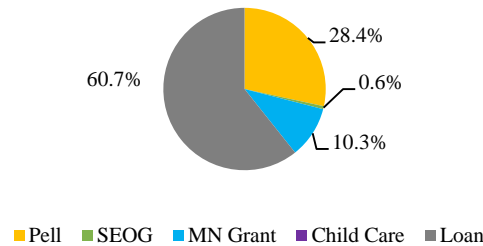
Expenditures



Revenue (Negative percentages not included. Values may be rounded.)



Financial Aid



Financial Aid Recipients 65.5%
Average Financial Aid Amount.....\$7,077



Hennepin Technical College[™] Universities System.

A member of the
Minnesota State
Colleges and
Universities System.

Award Types Available 2016

- A.A.S.
 - Automotive Technology (Ford ASSET)
- Occupational Certificate
 - Maintenance Light Repair

Desire2Learn

- Online (0)
- Blended (0)
- Face-to-Face (11)

Points of Interest

- Internships at Ford dealerships
- NATEF certified
- Ford STST certified
- Eight week co-op experience every semester