

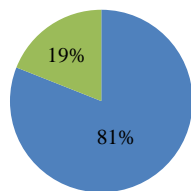
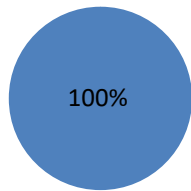
# Ford ASSET Program At A Glance 2017



**Hennepin Technical College**  
A member of  
Minnesota State

## Enrollment

|                                    |    |
|------------------------------------|----|
| Unduplicated Head Count 2017 ..... | 37 |
| Unduplicated Head Count 2016 ..... | 39 |
| Unduplicated Head Count 2015 ..... | 29 |



■ Male ■ Female ■ Unknown ■ Full Time ■ Part Time

## Demographics

|  |     |
|--|-----|
| White .....                            | 95% |
| Black or African American .....        | 0%  |
| Asian .....                            | 0%  |
| Hispanic .....                         | 3%  |
| American Indian or Alaska Native ..... | 0%  |
| Hawaiian or Pacific Islander .....     | 0%  |
| Two or More Races .....                | 3%  |
| Nonresident Alien .....                | 0%  |
| Unknown .....                          | 0%  |

|                         |      |
|-------------------------|------|
| Under-represented ..... | 41%  |
| Average Age .....       | 22.1 |

## Courses Offered

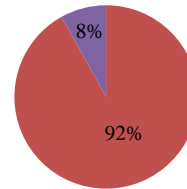
|   |     |
|---|-----|
| Online .....                                | 0   |
| Blended .....                               | 0   |
| Classroom .....                             | 14  |
| Start before 3 p.m. ....                    | 76% |
| Starts 3 p.m. or after and/or Weekend ..... | 0%  |
| Online .....                                | 0%  |
| Arranged .....                              | 24% |

## Staffing

|                         |   |
|-------------------------|---|
| Full Time Faculty ..... | 1 |
| Part Time/Adjunct ..... | 1 |

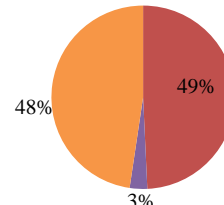
| FYE/FTE Ratio |       |      |       |
|---------------|-------|------|-------|
| Year          | FYE   | FTE  | Ratio |
| FY 2017       | 42.53 | 2.32 | 18.32 |
| FY 2016       | 9.53  | 0.72 | 13.26 |
| FY 2015       | 25.20 | 1.49 | 16.91 |

## Expenditures



■ Personnel ■ Non-personnel ■ Equipment

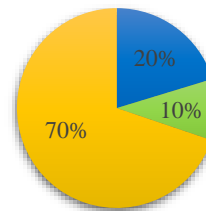
**Revenue** (Negative percentages not included. Values may be rounded.)



■ Tuition ■ Other ■ Appropriations

## Financial Aid

■ Pell  
■ SEOG  
■ MN Grant  
■ Child Care  
■ Loan



|                                    |         |
|------------------------------------|---------|
| Financial Aid Recipients .....     | 56.8%   |
| Average Financial Aid Amount ..... | \$8,639 |

## Award Types Available

- A.A.S.
  - Automotive Technology (Ford ASSET)
- Occupational Certificate
  - Maintenance Light Repair

## Points of Interest

- Internships at Ford dealerships
- NATEF certified
- Ford STST certified
- Eight-week co-op experience every semester