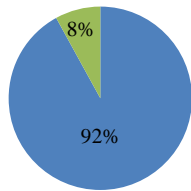


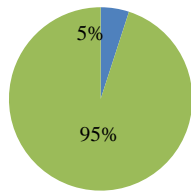
Fire Protection At A Glance 2016

Enrollment

Unduplicated Head Count 2016.....	211
Unduplicated Head Count 2015.....	275
Unduplicated Head Count 2014.....	326



■ Male ■ Female



■ Full Time ■ Part Time

Demographics

White.....	83%
Black or African American.....	2%
Asian.....	2%
Hispanic.....	5%
American Indian or Alaska Native.....	0%
Hawaiian or Pacific Islander.....	0%
Two or More Races.....	2%
Nonresident Alien.....	0%
Unknown.....	5%

Under-represented.....	35%
Average Age.....	31.4

Courses Offered

Online.....	14
Blended.....	6
Classroom.....	3

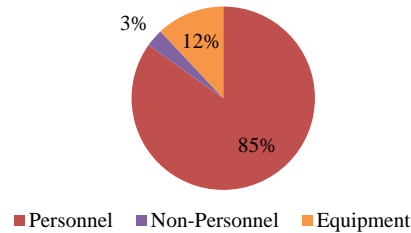
Start before 3 p.m.....	96%
Starts 3 p.m. or after and/or Weekend.....	4%

Staffing

Full Time Faculty.....	1
Part Time/Adjunct.....	2

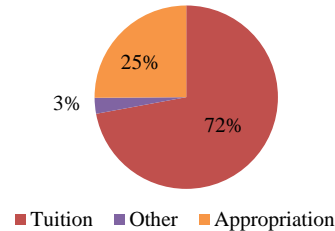
FYE/FTE Ratio			
Year	FYE	FTE	Ratio
FY 2016	30.93	1.72	18.00
FY 2015	42.97	2.81	15.29
FY 2014	62.20	3.06	20.31

Expenditures



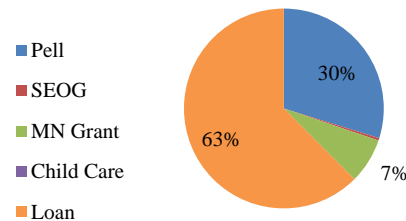
■ Personnel ■ Non-Personnel ■ Equipment

Revenue (Negative percentages not included. Values may be rounded.)



■ Tuition ■ Other ■ Appropriation

Financial Aid



Financial Aid Recipients.....	18%
Average Financial Aid Amount.....	\$5,846



Hennepin Technical College™

A member of
Minnesota State

Award Types Available

- A.A.S.
 - Fire Science Technology
- Diploma
 - Fire Protection Technician
- Advanced Technical Certificate
 - Company Officer
 - Fire Suppression Technician
- Occupational Certificate
 - Fire Inspection/Investigation
 - Hazardous Materials
 - NFPA 1001 Firefighting

Points of Interest

- Opportunities for employment based on completion level:
 - Firefighter
 - Driver Operator
 - Inspector or Fire Investigator
- Higher level positions, requiring experience and exams, are:
 - Fire Marshal
 - Lieutenant
 - Captain
 - District Chief
 - Deputy Chief
 - Assistant Chief
 - Chief of Department