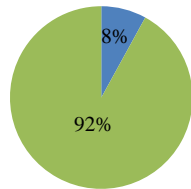
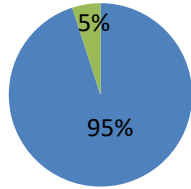


Fire Protection At A Glance 2017

Enrollment

Unduplicated Head Count 2017 136
 Unduplicated Head Count 2016 211
 Unduplicated Head Count 2015 274



■ Male ■ Female ■ Unknown ■ Full Time ■ Part Time

Demographics

White 82%
 Black or African American 4%
 Asian 1%
 Hispanic 7%
 American Indian or Alaska Native 0%
 Hawaiian or Pacific Islander 0%
 Two or More Races 3%
 Nonresident Alien 0%
 Unknown 3%

Under-represented 34%
 Average Age 29.3

Courses Offered

Online 8
 Blended 4
 Classroom 2

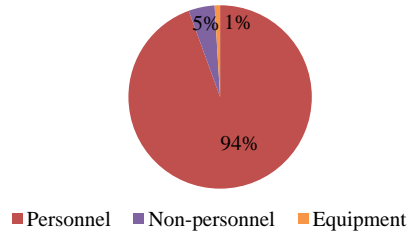
Start before 3 p.m. 26%
 Starts 3 p.m. or after and/or Weekend 39%
 Online 35%
 Arranged 0%

Staffing

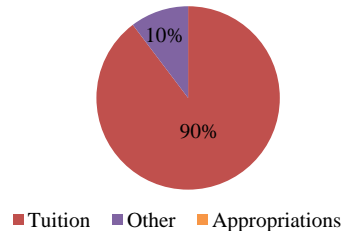
Full Time Faculty 1
 Part Time/Adjunct 7

FYE/FTE Ratio			
Year	FYE	FTE	Ratio
FY 2017	36.53	1.66	22.06
FY 2016	30.93	1.72	18.00
FY 2015	42.97	2.81	15.29

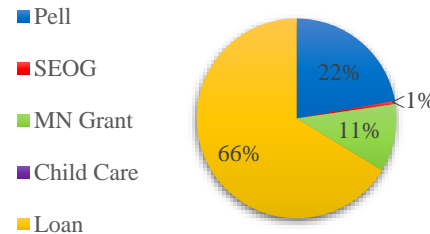
Expenditures



Revenue (Negative percentages not included. Values may be rounded.)



Financial Aid



Financial Aid Recipients 17.6%
 Average Financial Aid Amount \$7,247



Hennepin Technical College
 A member of
 Minnesota State

Award Types Available

- A.A.S.
 - Fire Science Technology
- Diploma
 - Fire Protection Technician
- Advanced Technical Certificate
 - Company Officer
 - Fire Suppression Technician
- Occupational Certificate
 - Fire Inspection/Investigation
 - Hazardous Materials
 - NFPA 1001 Firefighting

Points of Interest

- Opportunities for employment based on completion level:
 - Firefighter
 - Driver Operator
 - Inspector or Fire Investigator
- Higher level positions, requiring experience and exams, are:
 - Fire Marshal
 - Lieutenant
 - Captain
 - District Chief
 - Deputy Chief
 - Assistant Chief
 - Chief of Department