

# College At A Glance 2017



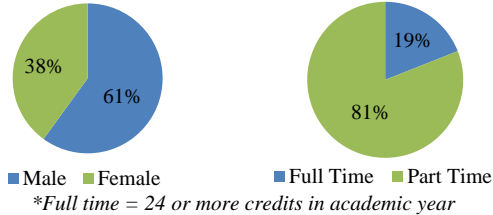
**Hennepin Technical College™**  
A member of  
Minnesota State

## Enrollment

7,814 Unduplicated headcount

## FYE

2017..... 3,505.0  
2016..... 3,739.0  
2015..... 3,926.3



## Demographics

White..... 54.0%  
Black or African American..... 22.0%  
Asian..... 9.8%  
Hispanic..... 7.3%  
American Indian or Alaska Native..... 0.6%  
Hawaiian or Pacific Islander..... 0.1%  
Two or More Races..... 3.4%  
Nonresident Alien..... 0.3%  
Unknown..... 2.6%

Under-represented..... 62.3%  
Average Age..... 28.0

## Top Counties

Hennepin, Anoka, Scott, Carver, Ramsey

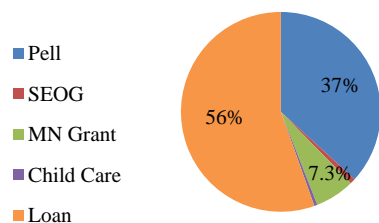
## Credits Taken by time of Day

Before 3 p.m..... 51%  
After 3 p.m..... 27%  
Arranged..... 8%  
Online..... 13%

## Related Job Placement of Graduates

2016..... 98%

## Financial Aid



## Customized Training Services

Headcount  
Unduplicated..... 1,925  
Duplicated..... 2,954  
Businesses Served..... 177  
Contracts..... 239

## Award Types Available

Degrees..... 51  
Diplomas..... 41  
Certificates..... 59

## Major Program Offerings

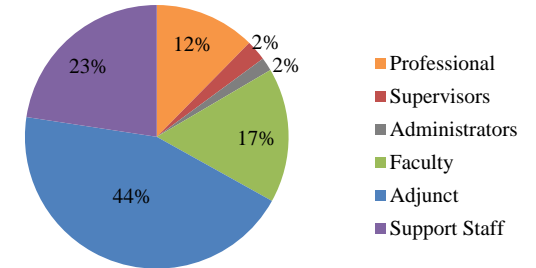
Business & Information Technology  
Construction & Building Careers (incl. Green Programs)  
Education Careers  
Emergency & Public Safety  
Landscape & Horticulture (incl. Green Programs)  
General Education  
Health Careers  
Manufacturing & Engineering Technology (incl. Green Programs)  
Media Communication Careers  
Service Industry  
Transportation Careers (incl. Green Programs)

## Areas of Expertise:

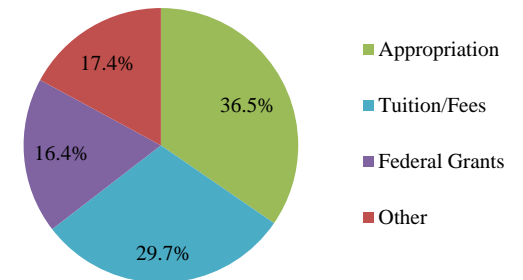
Accounting	Home Inspection
ACES	Industrial Safety
American Sign Language & Spanish for First Responders	Interactive Video Production
Audio Production	IPC J-Standard Soldering
Building Contractors	Law Enforcement
Commercial Vehicle Communication & Customer Service	Lean Enterprises
Community Paramedic	Manufacturing
Computer Applications	MIG Workfast Welding
Construction & Truck Operator Training	Motorcycle Safety Training
CPR & First Aid	NIMS
Culinary Arts	Occupational English
Diversity, Culture & Language	Online Training
Emergency Medical Services (EMS)	OSHA
Fire Protection	Personal Growth
Floral Professional Development	Phlebotomy
Food Service Certifications	Pilot/Escort Driver Certification
Graphic Design	Professional Development
Healthcare & Nursing	Public Works
	Quality & Continuous Improvement
	Simulation Training
	Taxi (Courtesy Cab)
	Web Design

## Employees

Headcount..... 792

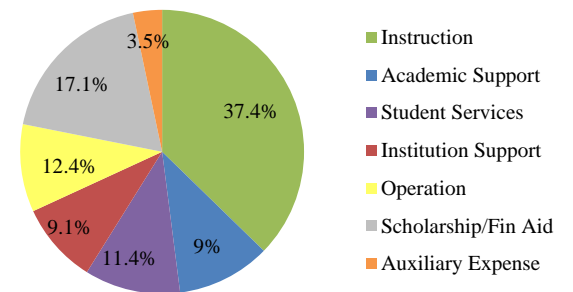


## Revenue



Total Revenue: \$60,704,235

## Expenses



Total Expenditures: \$59,561,357

## Tuition and Fees per Credit

FY 17..... \$171.95  
FY 16..... \$171.95  
FY 15..... \$171.41

HTC is accredited by the  
Higher Learning Commission.