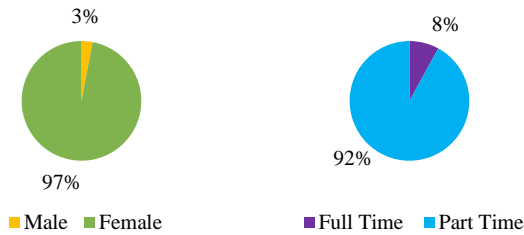


# Health Unit Coordinator At A Glance 2015

## Student Demographics

### Enrollment

Unduplicated Head Count 2015 .....	115
Unduplicated Head Count 2014 .....	120
Unduplicated Head Count 2013 .....	111



Average Age..... 30.8

### Race/Ethnicity

White.....	39%
Black or African American .....	33%
American Indian or Alaska Native.....	0%
Asian .....	11%
Native Hawaiian or Pacific Islander .....	0%
Two or More Races.....	9%
Nonresident Alien .....	0%
Hispanic .....	8%
Unknown.....	0%
<b>Under-represented .....</b>	<b>79%</b>

## Schedule

### Time of Day

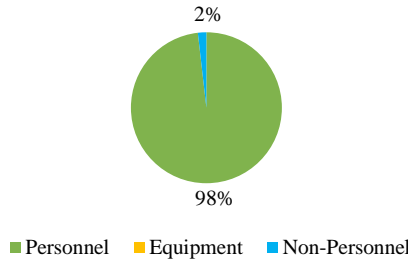
Start before 3 p.m.....	100%
Starts 3 p.m. or after and/or Weekend.....	0%

## Program Data

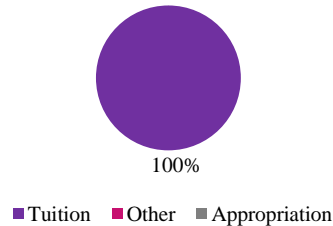
Employees	Headcount	FTE
Fulltime Faculty	1	1.13
Part-time/Adjunct	0	0.00

FYE/FTE Ratio			
Year	FYE	FTE	Ratio
FY 2015	24.03	1.00	24.03
FY 2014	31.37	1.31	23.90
FY 2013	31.73	1.48	21.44

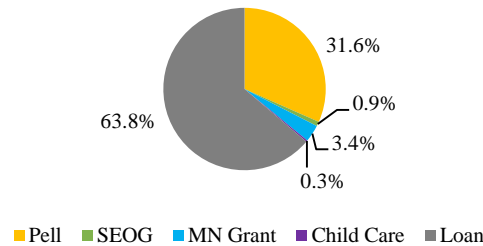
### Expenditures



Revenue (Negative percentages not included. Values may be rounded.)



## Financial Aid



Financial Aid Recipients ..... 56.5%  
Average Financial Aid Amount.....\$6,535



Hennepin Technical College<sup>®</sup> A member of the Minnesota State Colleges and Universities System.

### Award Types Available 2016

- *Diploma*
  - Nursing Station Technician
- *Occupational Certificate*
  - Health Unit Coordinator

### Desire2Learn

- Online (0)
- Blended (9)
- Face-to-Face (2)

### Points of Interest

- Certificate offerings
- Offered at Brooklyn Park and Eden Prairie
- Four-week health industry internship
- National Certification prepared