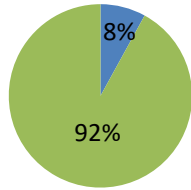


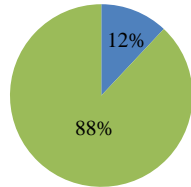
# Health Unit Coordinator At A Glance 2017

## Enrollment

Unduplicated Head Count 2017 ..... 64  
 Unduplicated Head Count 2016 ..... 77  
 Unduplicated Head Count 2015 ..... 115



■ Male ■ Female



■ Full Time ■ Part Time

## Demographics

White ..... 30%  
 Black or African American ..... 52%  
 Asian ..... 8%  
 Hispanic ..... 2%  
 American Indian or Alaska Native ..... 0%  
 Hawaiian or Pacific Islander ..... 0%  
 Two or More Races ..... 8%  
 Nonresident Alien ..... 0%  
 Unknown ..... 2%

Under-represented ..... 92%  
 Average Age ..... 31.5

## Courses Offered

Online ..... 0  
 Blended ..... 9  
 Classroom ..... 1

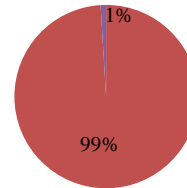
Start before 3 p.m. .... 80%  
 Starts 3 p.m. or after and/or Weekend ..... 0%  
 Online ..... 0%  
 Arranged ..... 20%

## Staffing

Full Time Faculty ..... 1  
 Part Time/Adjunct ..... 0

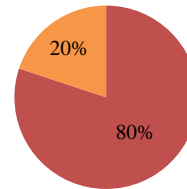
FYE/FTE Ratio			
Year	FYE	FTE	Ratio
FY 2017	15.60	0.85	18.29
FY 2016	18.03	0.88	20.61
FY 2015	24.03	1.00	24.03

## Expenditures



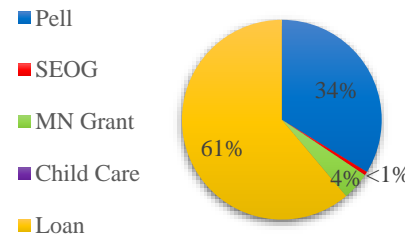
■ Personnel ■ Non-personnel ■ Equipment

## Revenue (Negative percentages not included. Values may be rounded.)



■ Tuition ■ Other ■ Appropriations

## Financial Aid



■ Pell ■ SEOG ■ MN Grant ■ Child Care ■ Loan

Financial Aid Recipients ..... 62.5%  
 Average Financial Aid Amount ..... \$6,125



**Hennepin Technical College**  
 A member of  
 Minnesota State

## Award Types Available

- *Diploma*
  - Nursing Station Technician
- *Occupational Certificate*
  - Health Unit Coordinator

## Points of Interest

- Certificate offerings
- Offered at Brooklyn Park and Eden Prairie
- Four-week health industry internship
- National Certification prepared