

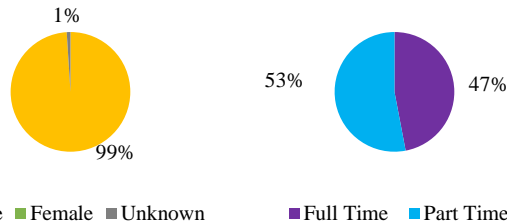
# Heating, Ventilation, Air Conditioning & Refrigeration

## At A Glance 2015

### Student Demographics

#### Enrollment

Unduplicated Head Count 2015 ..... 270  
 Unduplicated Head Count 2014 ..... 265  
 Unduplicated Head Count 2013 ..... 251



Average Age ..... 28.7

#### Race/Ethnicity

White ..... 71%  
 Black or African American ..... 13%  
 American Indian or Alaska Native ..... 1%  
 Asian ..... 7%  
 Native Hawaiian or Pacific Islander ..... 0%  
 Two or More Races ..... 1%  
 Nonresident Alien ..... 0%  
 Hispanic ..... 6%  
 Unknown ..... 2%  
**Under-represented ..... 61%**

### Schedule

#### Time of Day

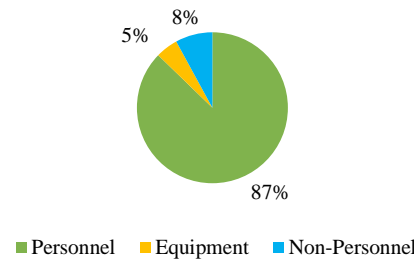
Start before 3 p.m. .... 58%  
 Starts 3 p.m. or after and/or Weekend ..... 42%

### Program Data

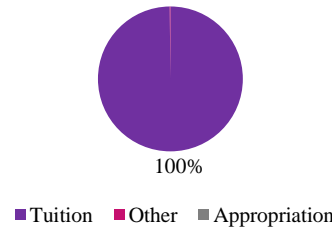
Employees	Headcount	FTE
Fulltime Faculty	6	6.72
Part-time/Adjunct	0	0.00

FYE/FTE Ratio			
Year	FYE	FTE	Ratio
FY 2015	147.44	6.72	21.94
FY 2014	135.80	6.25	21.73
FY 2013	133.33	6.79	19.64

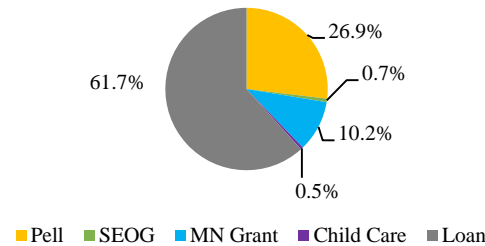
### Expenditures



### Revenue (Negative percentages not included. Values may be rounded.)



### Financial Aid



Financial Aid Recipients ..... 61.9%  
 Average Financial Aid Amount ..... \$7,979



### Award Types Available 2016

- A.A.S.
  - Heating, Ventilation, Air Conditioning, and Refrigeration
- Diploma
  - Residential Heating, Ventilation and Air Conditioning
  - Commercial Heating, Ventilation, Air Conditioning and Refrigeration

### Desire2Learn

- Online (0)
- Blended (0)
- Face-to-Face (121)

### Points of Interest

- Day and evening offerings
- Residential and Commercial curriculum
- Offered at both campuses