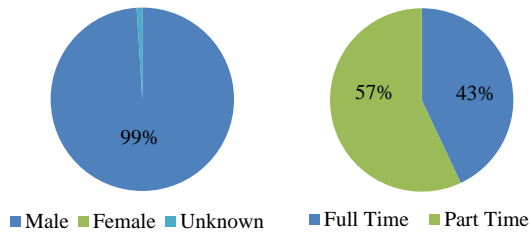


HVAC At A Glance 2016

Enrollment

Unduplicated Head Count 2016.....	262
Unduplicated Head Count 2015.....	270
Unduplicated Head Count 2014.....	265



Demographics

White.....	72%
Black or African American.....	10%
Asian.....	8%
Hispanic.....	6%
American Indian or Alaska Native.....	1%
Hawaiian or Pacific Islander.....	0%
Two or More Races.....	2%
Nonresident Alien.....	0%
Unknown.....	1%

Under-represented.....	63%
Average Age.....	28.1

Courses Offered

Online.....	0
Blended.....	0
Classroom.....	131

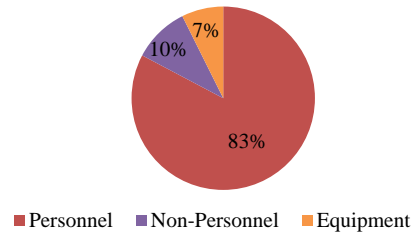
Start before 3 p.m.....	60%
Starts 3 p.m. or after and/or Weekend.....	40%

Staffing

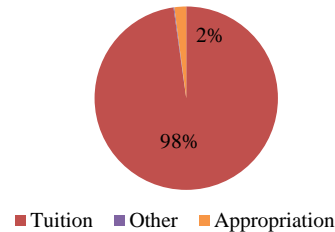
Full Time Faculty.....	6
Part Time/Adjunct.....	0

FYE/FTE Ratio			
Year	FYE	FTE	Ratio
FY 2016	146.63	7.41	19.80
FY 2015	147.44	6.72	21.94
FY 2014	135.80	6.25	21.73

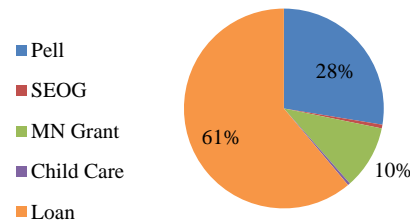
Expenditures



Revenue (Negative percentages not included. Values may be rounded.)



Financial Aid



Financial Aid Recipients.....	63%
Average Financial Aid Amount.....	\$7,473



Hennepin Technical College
A member of
Minnesota State

Award Types Available

- A.A.S.
 - Heating, Ventilation, Air Conditioning, and Refrigeration
- Diploma
 - Residential Heating, Ventilation and Air Conditioning
 - Commercial Heating, Ventilation, Air Conditioning and Refrigeration

Points of Interest

- Day and evening offerings
- Residential and Commercial curriculum
- Offered at both campuses