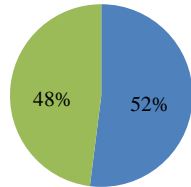
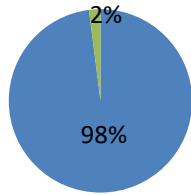


HVAC At A Glance 2017

Enrollment

| | |
|------------------------------------|-----|
| Unduplicated Head Count 2017 | 248 |
| Unduplicated Head Count 2016 | 262 |
| Unduplicated Head Count 2015 | 270 |



■ Male ■ Female ■ Unknown ■ Full Time ■ Part Time

Demographics

| | |
|--|-----|
| White | 73% |
| Black or African American | 8% |
| Asian | 8% |
| Hispanic | 8% |
| American Indian or Alaska Native | 0% |
| Hawaiian or Pacific Islander | 0% |
| Two or More Races | 1% |
| Nonresident Alien | 0% |
| Unknown | 0% |

| | |
|-------------------------|------|
| Under-represented | 58% |
| Average Age | 28.0 |

Courses Offered

| | |
|-----------------|-----|
| Online | 0 |
| Blended | 0 |
| Classroom | 122 |

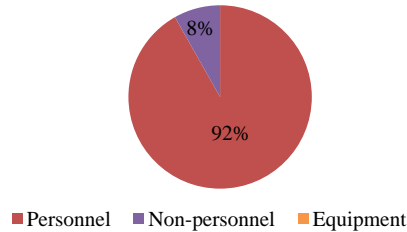
| | |
|---|-----|
| Start before 3 p.m. | 54% |
| Starts 3 p.m. or after and/or Weekend | 44% |
| Online | 0% |
| Arranged | 2% |

Staffing

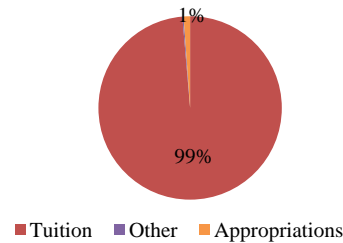
| | |
|-------------------------|---|
| Full Time Faculty | 6 |
| Part Time/Adjunct | 0 |

| FYE/FTE Ratio | | | |
|---------------|--------|------|-------|
| Year | FYE | FTE | Ratio |
| FY 2017 | 147.07 | 6.25 | 23.53 |
| FY 2016 | 146.63 | 7.41 | 19.80 |
| FY 2015 | 147.44 | 6.72 | 21.94 |

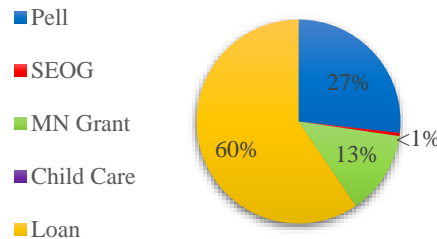
Expenditures



Revenue (Negative percentages not included. Values may be rounded.)



Financial Aid



| | |
|------------------------------------|---------|
| Financial Aid Recipients | 58.9% |
| Average Financial Aid Amount | \$7,146 |



Hennepin Technical College
A member of
Minnesota State

Award Types Available

- A.A.S.
 - Heating, Ventilation, Air Conditioning, and Refrigeration
- Diploma
 - Residential Heating, Ventilation and Air Conditioning
 - Commercial Heating, Ventilation, Air Conditioning and Refrigeration

Points of Interest

- Day and evening offerings
- Residential and Commercial curriculum
- Offered at both campuses