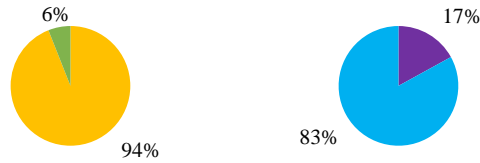


Industrial Building Engineering and Maintenance At A Glance 2015

Student Demographics

Enrollment

Unduplicated Head Count 2015	36
Unduplicated Head Count 2014	42
Unduplicated Head Count 2013	45



■ Male ■ Female ■ Unknown ■ Full Time ■ Part Time

Average Age..... 33.6

Race/Ethnicity

White.....	50%
Black or African American	31%
American Indian or Alaska Native.....	0%
Asian	8%
Native Hawaiian or Pacific Islander	0%
Two or More Races.....	3%
Nonresident Alien	0%
Hispanic	8%
Unknown.....	0%

Under-represented..... **69%**

Schedule

Time of Day

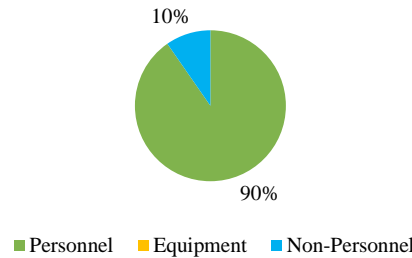
Start before 3 p.m.....	80%
Starts 3 p.m. or after and/or Weekend.....	20%

Program Data

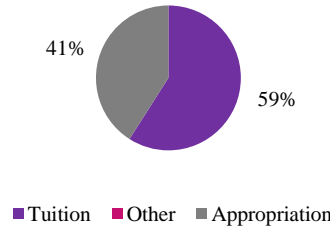
Employees	Headcount	FTE
Fulltime Faculty	3	0.38
Part-time/Adjunct	0	0.00

FYE/FTE Ratio			
Year	FYE	FTE	Ratio
FY 2015	4.20	0.38	11.05
FY 2014	6.63	0.38	17.69
FY 2013	5.43	0.38	14.30

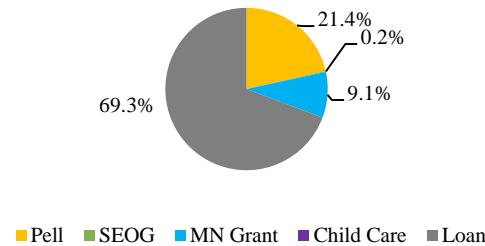
Expenditures



Revenue (Negative percentages not included. Values may be rounded.)



Financial Aid



Financial Aid Recipients	55.6%
Average Financial Aid Amount.....	\$5,181



Award Types Available 2016

- *Diploma*
 - Industrial Building Engineering and Maintenance

Desire2Learn

- Online (0)
- Blended (0)
- Face-to-Face (5)

Points of Interest

- Multi-disciplined program: Programmable Logic Controllers, Instrumentation and Sensors, Carpentry, Hydraulic & Pneumatic Systems, Industrial Electricity, Electrical Motor Control and Operation, Machining, Welding, CAD and HVAC
- Installation, Maintenance, Troubleshooting and Repair
- Industrial Building Maintenance
- Automation and Machine Maintenance