

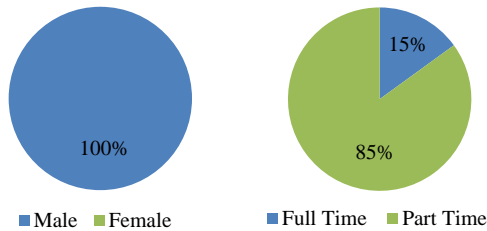
Industrial Building Engineering and Maintenance At A Glance 2016



Hennepin Technical College
A member of
Minnesota State

Enrollment

Unduplicated Head Count 2016.....	33
Unduplicated Head Count 2015.....	36
Unduplicated Head Count 2014.....	42



Demographics

White.....	52%
Black or African American.....	27%
Asian.....	9%
Hispanic.....	12%
American Indian or Alaska Native.....	0%
Hawaiian or Pacific Islander.....	0%
Two or More Races.....	0%
Nonresident Alien.....	0%
Unknown.....	0%

Under-represented.....	70%
Average Age.....	33.2

Courses Offered

Online.....	0
Blended.....	0
Classroom.....	5

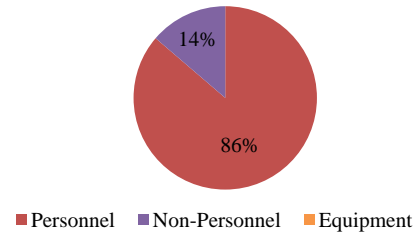
Start before 3 p.m.....	80%
Starts 3 p.m. or after and/or Weekend.....	20%

Staffing

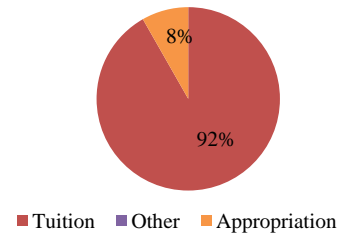
Full Time Faculty.....	0
Part Time/Adjunct.....	3

FYE/FTE Ratio			
Year	FYE	FTE	Ratio
FY 2016	3.60	0.34	10.47
FY 2015	4.20	0.38	11.05
FY 2014	6.63	0.38	17.69

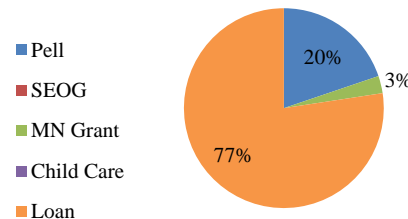
Expenditures



Revenue (Negative percentages not included. Values may be rounded.)



Financial Aid



Financial Aid Recipients.....	48.5%
Average Financial Aid Amount.....	\$6,486

Award Types Available

- Diploma
 - Industrial Building Engineering and Maintenance

Points of Interest

- Multi-disciplined program: Programmable Logic Controllers, Instrumentation and Sensors, Carpentry, Hydraulic & Pneumatic Systems, Industrial Electricity, Electrical Motor Control and Operation, Machining, Welding, CAD and HVAC
- Installation, Maintenance, Troubleshooting and Repair
- Industrial Building Maintenance
- Automation and Machine Maintenance