

Industrial Building Engineering and Maintenance At A Glance 2017

FYE/FTE Ratio			
Year	FYE	FTE	Ratio
FY 2017	4.87	0.38	12.98
FY 2016	3.60	0.34	10.47
FY 2015	4.20	0.38	11.05

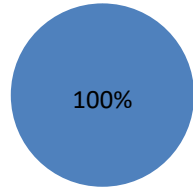


Hennepin Technical College[®]

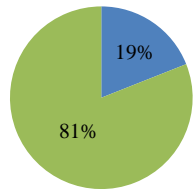
A member of
Minnesota State

Enrollment

Unduplicated Head Count 2017	32
Unduplicated Head Count 2016	33
Unduplicated Head Count 2015	36



Male Female



Full Time Part Time

Demographics

White	47%
Black or African American	25%
Asian	9%
Hispanic	12%
American Indian or Alaska Native	0%
Hawaiian or Pacific Islander	0%
Two or More Races	6%
Nonresident Alien	0%
Unknown	0%

Under-represented	69%
Average Age	33.2

Courses Offered

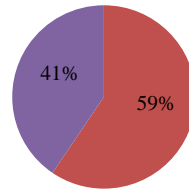
Online	0
Blended	0
Classroom	5

Start before 3 p.m.	100%
Starts 3 p.m. or after and/or Weekend	0%
Online	0%
Arranged	0%

Staffing

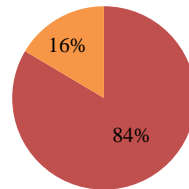
Full Time Faculty	3
Part Time/Adjunct	1

Expenditures



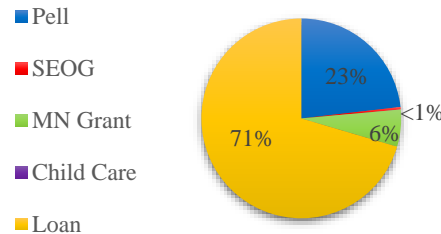
Personnel Non-personnel Equipment

Revenue *(Negative percentages not included. Values may be rounded.)*



Tuition Other Appropriations

Financial Aid



Financial Aid Recipients	46.9%
Average Financial Aid Amount	\$7,062

Award Types Available

- Diploma
 - Industrial Building Engineering and Maintenance

Points of Interest

- Multi-disciplined program: Programmable Logic Controllers, Instrumentation and Sensors, Carpentry, Hydraulic & Pneumatic Systems, Industrial Electricity, Electrical Motor Control and Operation, Machining, Welding, CAD and HVAC
- Installation, Maintenance, Troubleshooting and Repair
- Industrial Building Maintenance
- Automation and Machine Maintenance