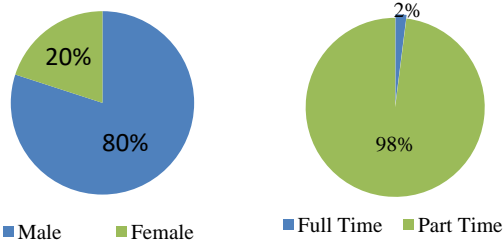


Law Enforcement At A Glance 2017

Enrollment

Unduplicated Head Count 2017 272
 Unduplicated Head Count 2016 306
 Unduplicated Head Count 2015 315



Demographics

White 64%
 Black or African American 10%
 Asian 9%
 Hispanic 10%
 American Indian or Alaska Native 1%
 Hawaiian or Pacific Islander 0%
 Two or More Races 3%
 Nonresident Alien 0%
 Unknown 3%

Under-represented 50%
 Average Age 25.8

Courses Offered

Online 0
 Blended 0
 Classroom 90

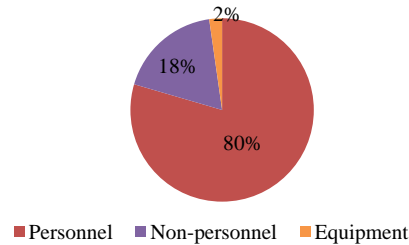
Start before 3 p.m. 72%
 Starts 3 p.m. or after and/or Weekend 28%
 Online 0%
 Arranged 0%

Staffing

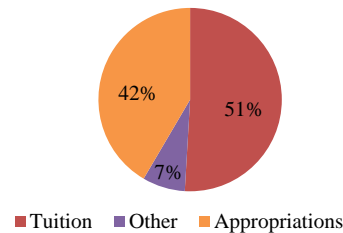
Full Time Faculty 5
 Part Time/Adjunct 38

FYE/FTE Ratio			
Year	FYE	FTE	Ratio
FY 2017	138.17	8.86	15.60
FY 2016	165.30	8.35	19.80
FY 2015	158.77	7.92	20.05

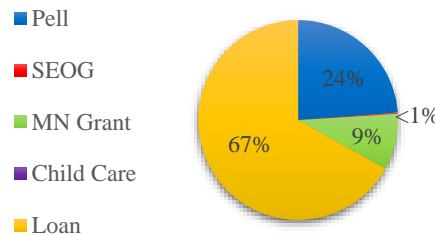
Expenditures



Revenue (Negative percentages not included. Values may be rounded.)



Financial Aid



Financial Aid Recipients 41.9%
 Average Financial Aid Amount \$5,498



Hennepin Technical College
 A member of
 Minnesota State

Award Types Available

- Advanced Technical Certificate
- Law Enforcement

Points of Interest

- Accredited by the Minnesota Board of Peace Officer Standards and Training
- Train for positions throughout the state for city, county, state and conservation officers.
- Consortium with Century Community College, Inver Hills Community College, Minneapolis Community and Technical College, Normandale Community College and North Hennepin Community College to obtain your AS degree in Law Enforcement.
- Articulate with Metropolitan State University and many other private colleges in the Twin Cities area to continue with your education.
- Faculty are current licensed Peace Officers, Lawyers, or recently retired officers from multiple departments in the Twin Cities area.
- Advisory board includes Chief of Police, officers and students.
- Students are sought out by other states due to our excellent training.
- Students are assigned into a cohort either in the morning, afternoon or evening classes for flexibility.