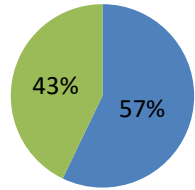


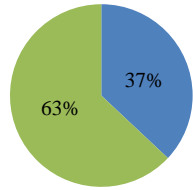
Landscape and Horticulture At A Glance 2017

Enrollment

Unduplicated Head Count 2017 78
 Unduplicated Head Count 2016 103
 Unduplicated Head Count 2015 88



■ Male ■ Female



■ Full Time ■ Part Time

Demographics

White 79%
 Black or African American 6%
 Asian 3%
 Hispanic 6%
 American Indian or Alaska Native 0%
 Hawaiian or Pacific Islander 0%
 Two or More Races 4%
 Nonresident Alien 0%
 Unknown 1%

Under-represented 49%
 Average Age 29.0

Courses Offered

Online 0
 Blended 3
 Classroom 41

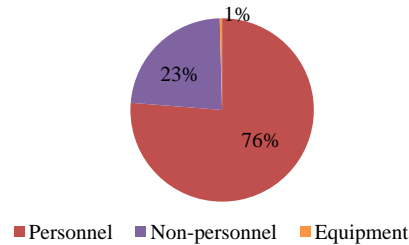
Start before 3 p.m. 69%
 Starts 3 p.m. or after and/or Weekend 18%
 Online 0%
 Arranged. 13%

Staffing

Full Time Faculty 2
 Part Time/Adjunct 4

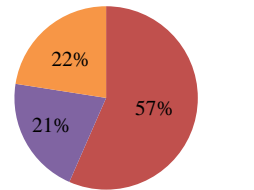
FYE/FTE Ratio			
Year	FYE	FTE	Ratio
FY 2017	54.30	2.98	18.24
FY 2016	39.03	2.84	13.73
FY 2015	42.47	2.98	14.25

Expenditures



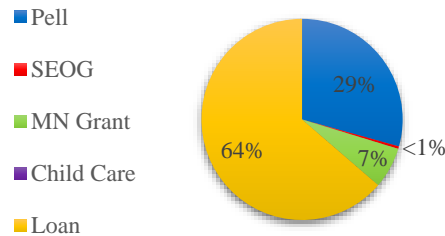
■ Personnel ■ Non-personnel ■ Equipment

Revenue (Negative percentages not included. Values may be rounded.)



■ Tuition ■ Other ■ Appropriations

Financial Aid



Financial Aid Recipients 46.2%
 Average Financial Aid Amount \$7,870



Hennepin Technical College™

A member of
Minnesota State

Award Types Available

- A.A.S.
 - Greenhouse Management Technician
 - Greenhouse Production and Floral Design
 - Landscape Design and Construction
 - Landscape/Horticulture
 - Urban Forestry Technician
- Diploma
 - Landscape Design and Construction
 - Landscape/Horticulture
- Advanced Technical Certificate
 - Landscape Construction
- Occupational Certificate
 - Arboriculture

Points of Interest

- Teaching the latest CAD technology and 3-D software for landscape design
- Member of the Minnesota Nursery and Landscape Design Committee
- Member of the Minnesota Nursery and Landscape Foundation Board and Awards Committee
- Member of the Minnesota Nursery and Landscape Certification Committee
- Instructors are actively involved in the industry and speak on a regular basis for annual conventions and garden clubs
- Teaching Sustainable Urban Farming Practices including a Vineyard
- Highest number of MNLA scholarships among local colleges and universities